

# Corruption in Ukraine 2022: understanding, perception, prevalence



NATIONAL AGENCY  
ON CORRUPTION  
PREVENTION



**EUACI** EUROPEAN UNION  
ANTI-CORRUPTION  
INITIATIVE


This program is funded by the European Union and co-funded  
and implemented by the Ministry of Foreign Affairs of Denmark



**MINISTRY OF FOREIGN AFFAIRS  
OF DENMARK**

This presentation was prepared by Info Sapiens with the financial support of the European Union Anti-Corruption Initiative in Ukraine (EUACI). The EUACI is funded by the EU and co-funded and implemented by the Ministry of Foreign Affairs of Denmark. The opinions, conclusions, and recommendations presented in this publication are those of the authors and do not necessarily reflect the official position of the European Union or the EUACI

# TABLE OF CONTENTS



Indicators of perception of corruption

Corruption experience by sector

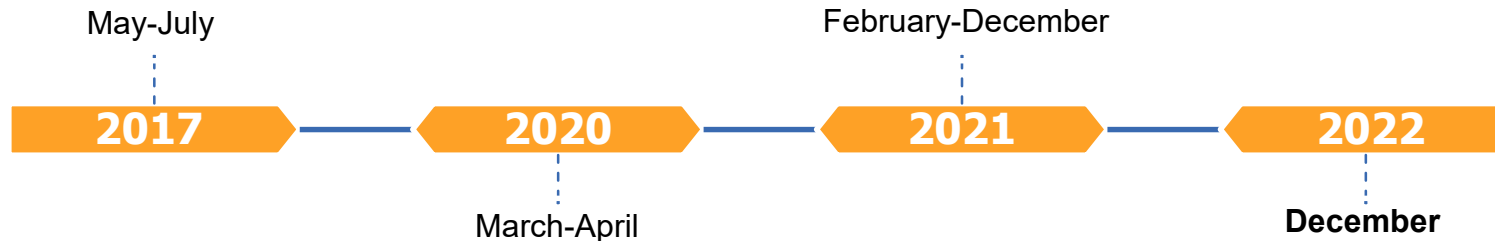
Integral indicators

Conclusions



# STUDY METHODS AND GOALS

---



### TWO STUDY COMPONENTS IN EACH WAVE



Nationally representative survey

One-on-one interviews

**2022: 2,646 interviews \***

2021: 2,636 interviews

2020: 2,516 interviews

2017: 2,585 interviews

\* *Maximum error: ±2 p.p.*

Nationally representative survey

Telephone interviews

**2022: 1,203 interviews \*\***

2021: 1,224 interviews

2020: 1,093 interviews

2017: 1,005 interviews

\*\* *Maximum error: ±3 p.p.*

Specification of each study component

# MAIN OBJECTIVES OF THE STUDY



The goal of the study is a comprehensive assessment of the situation with corruption in Ukraine in 2022

## Objectives of the study:

- ✓ assessment of the state anti-corruption efforts in Ukraine
- ✓ assessment of the understanding and perception of corruption
- ✓ taking stock of the corruption experience of the population and businesses
- ✓ assessment of the level of prevalence of corrupt practices in the following sectors:

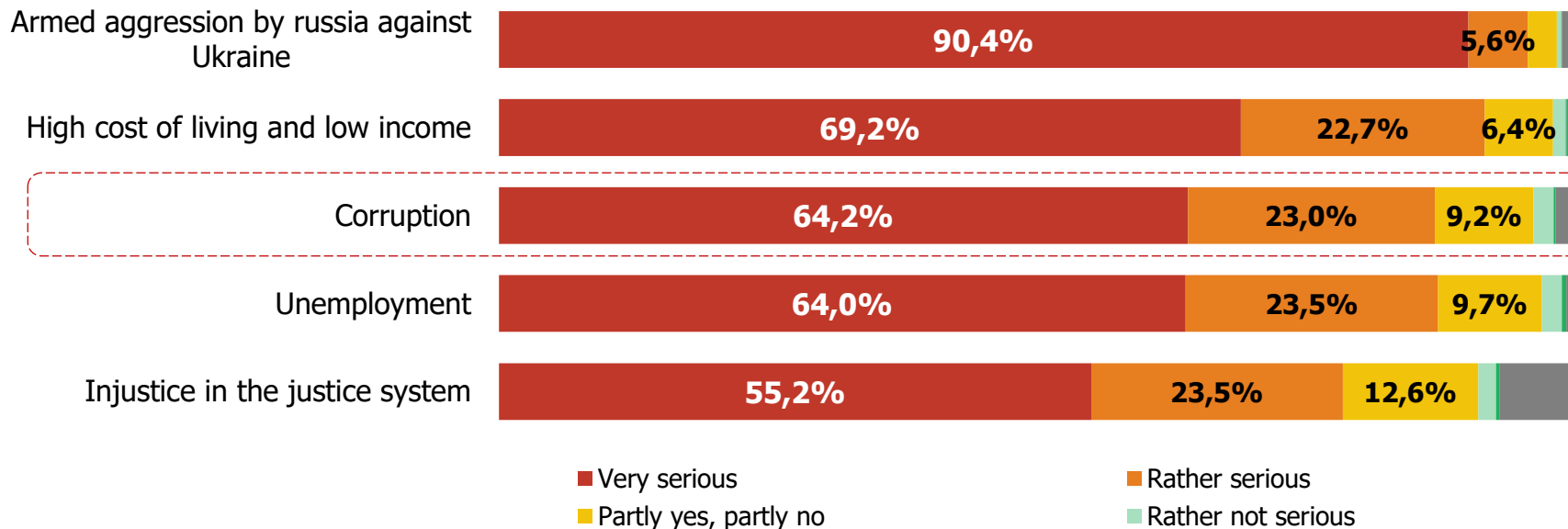
Surveys of the population	Surveys of businesses
State and municipal healthcare (medical services) Services of institutions of higher education	Activities of the tax authorities
Services of educational institutions (elementary and secondary education) Services of educational institutions (municipal kindergartens)	Monitoring and oversight of business activities
Activities of service centers of the Ministry of Internal Affairs Activities of administrative service centers (ASCs)	Customs
Administrative services provided by executive authorities and local self-government bodies (other than ASCs and service centers of the MIA) Humanitarian aid	Judicial system (including enforcement of court decisions)
Services involving connection to and maintenance of power, gas, water supply and sewer systems (other than services involving the processing of bill payments)	
Construction and land relations	
Law enforcement activities in maintaining law and order, conducting pretrial investigations	



# INDICATORS OF PERCEPTION OF CORRUPTION

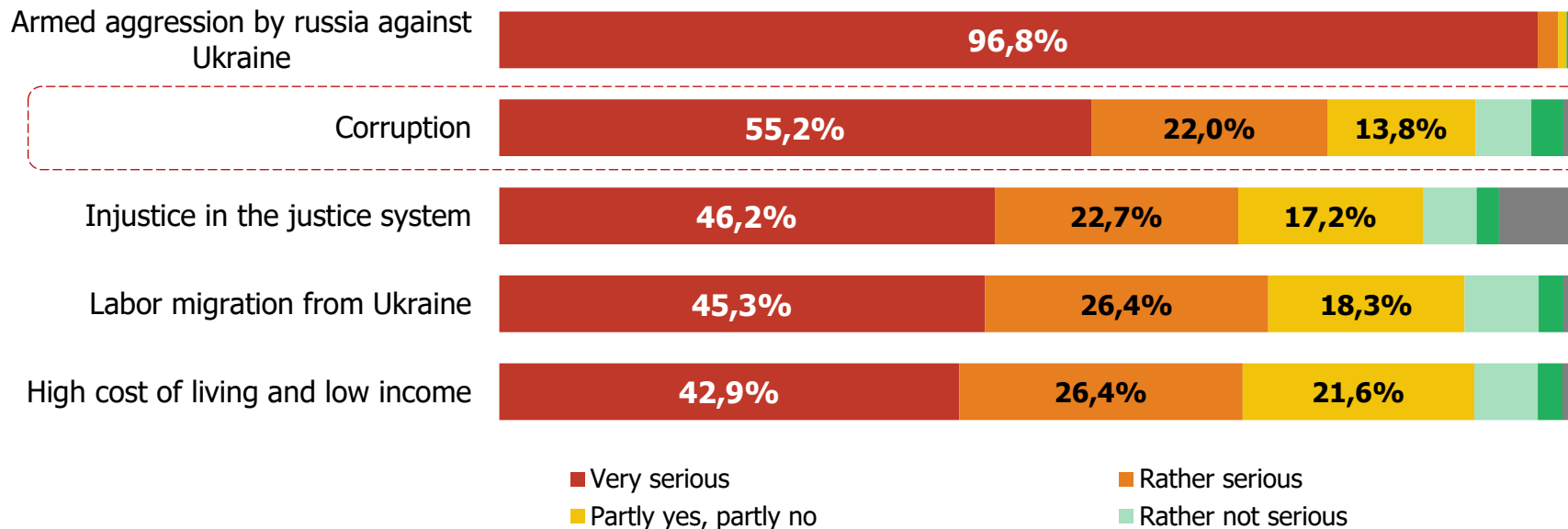
---

## Perception of the major problems of Ukraine — Top 5 (2022)



*Question: "How serious do you think the following problems are for Ukraine?"*

### Perception of the major problems of Ukraine — Top 5 (2022)



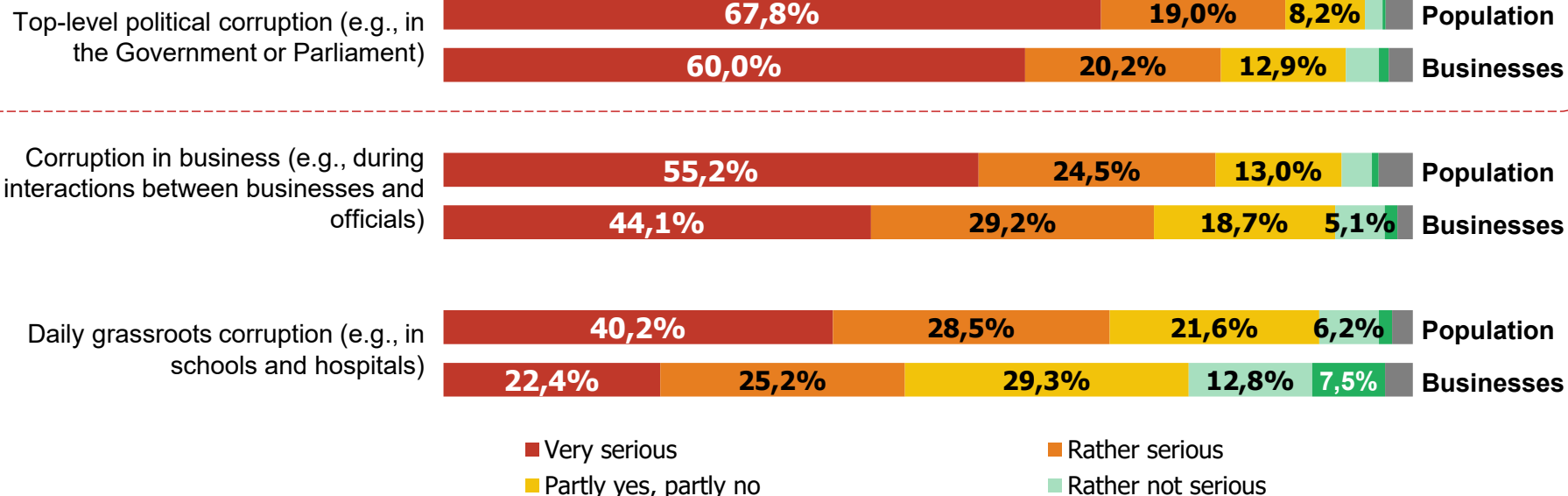
Question: "How serious do you think the following problems are for Ukraine?"



# Both the population and business people consider political corruption to be the most serious type of corruption



## Seriousness of various types of corruption in Ukraine according to the population and businesses

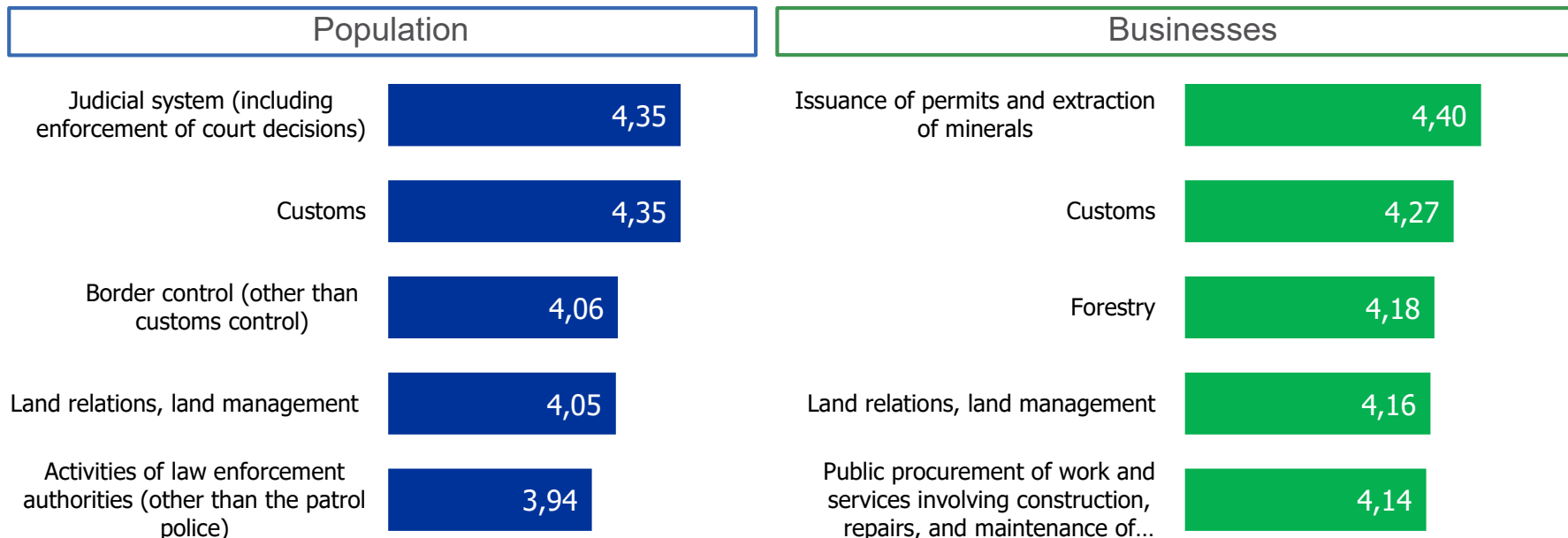


Question: "How serious a problem do you think these types of corruption are for Ukraine?"

# The most corrupt sectors, in the opinion of the population and businesses



Index of perception of prevalence of corruption, according to assessment by:  
 (average score on a 5-point scale, where 1 means no corruption and 5 means very prevalent corruption)



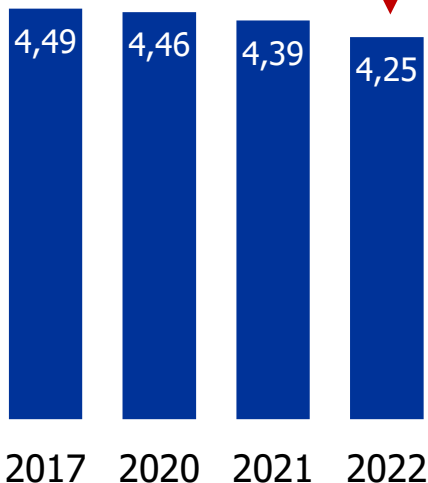
*Question: "In your opinion, how prevalent is corruption in the following sectors?"*

# The overall index of perception of corruption declined somewhat compared to 2017

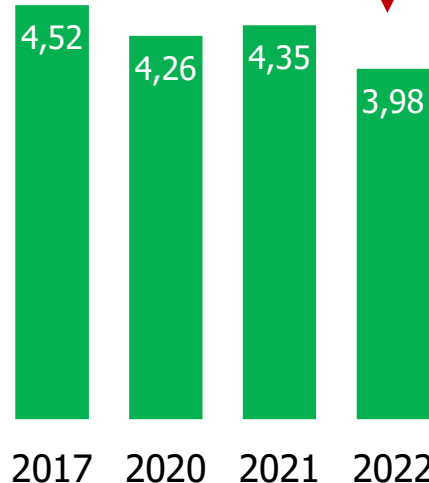


Index of perception of prevalence of corruption overall, according to assessment by:  
(average score on a 5-point scale, where 1 means no corruption and 5 means very prevalent corruption)

Population



Businesses



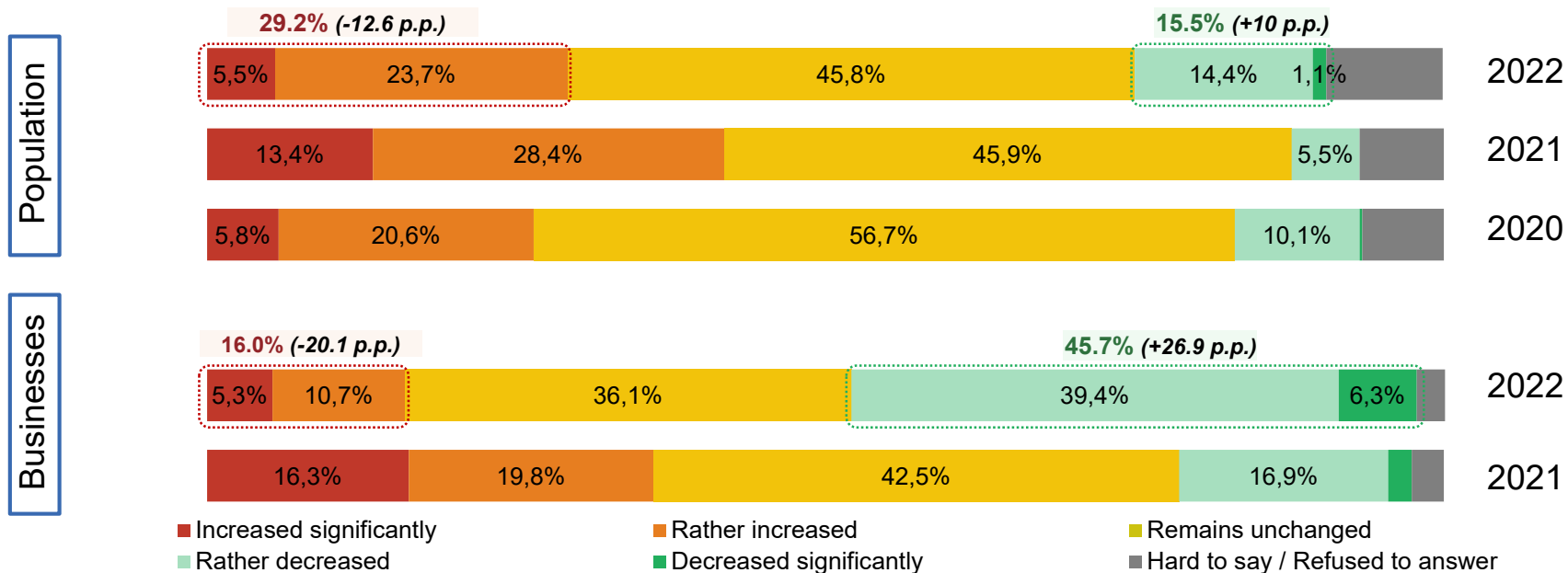
Notably, the index of perception of the prevalence of corruption **in the sector** where the **surveyed business people work** is **2.17 points**

Question: "In your opinion, how prevalent is corruption in Ukraine overall?"

# Representatives of the business community have a more positive assessment of changes in the level of corruption compared to the population



Assessment of changes in the level of corruption in Ukraine over the past 12 months among the population and businesses



Question: "In your opinion, how has the level of corruption in Ukraine changed over the past 12 months?"

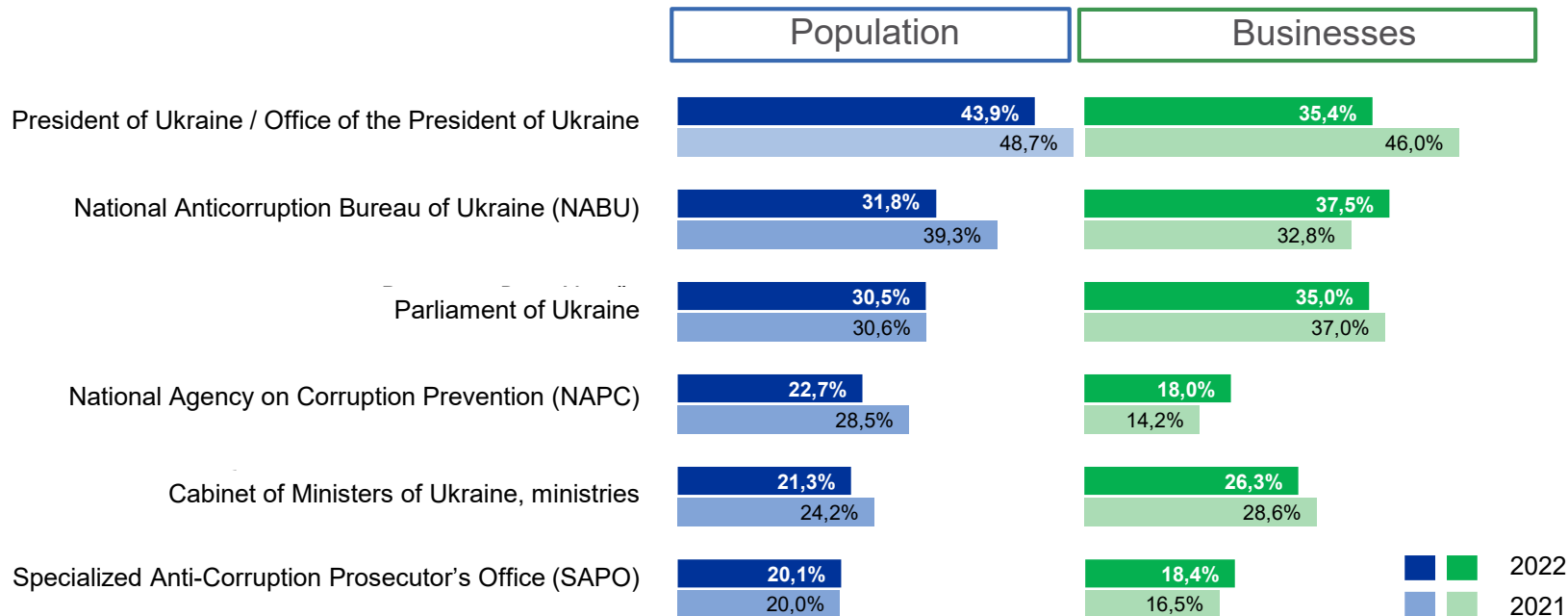
# ASSESSMENT OF ANTI-CORRUPTION EFFORTS



# Central authorities along with specialized institutions are considered responsible for combating corruption



Who is responsible for combating corruption in Ukraine, according to:



Question: "In your opinion, who is responsible for combating corruption in Ukraine?"

# Population: assessments of the effectiveness of anti-corruption efforts have increased sharply



## Assessment by the population of the effectiveness of anti-corruption efforts by government agencies

(average score on a 5-point scale, where 1 means that anti-corruption efforts are completely ineffective, and 5 means that they are highly effective)



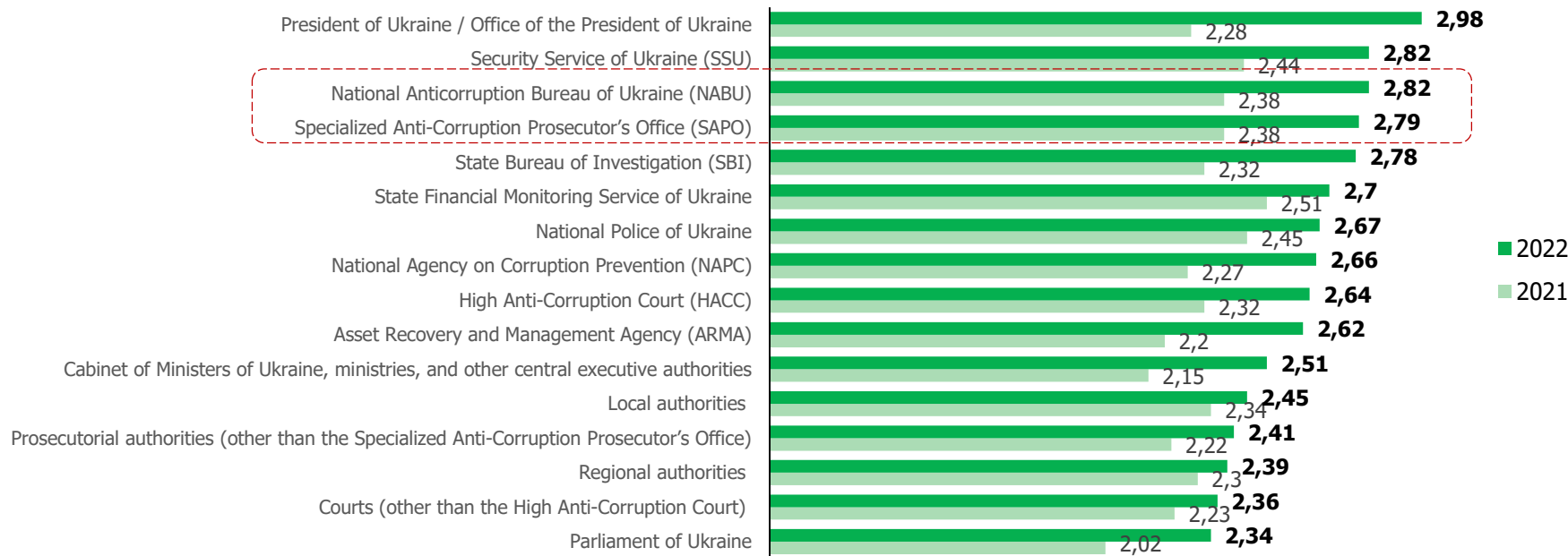
**Question:** "In your opinion, how effective (productive) are the anti-corruption efforts of the following government agencies?"

# Businesses: assessments also increased. Among all anti-corruption agencies, the efforts by the NABU and SAPO received the highest ratings



## Assessment by businesses of the effectiveness of anti-corruption efforts by government agencies

(average score on a 5-point scale, where 1 means that anti-corruption efforts are completely ineffective, and 5 means that they are highly effective)



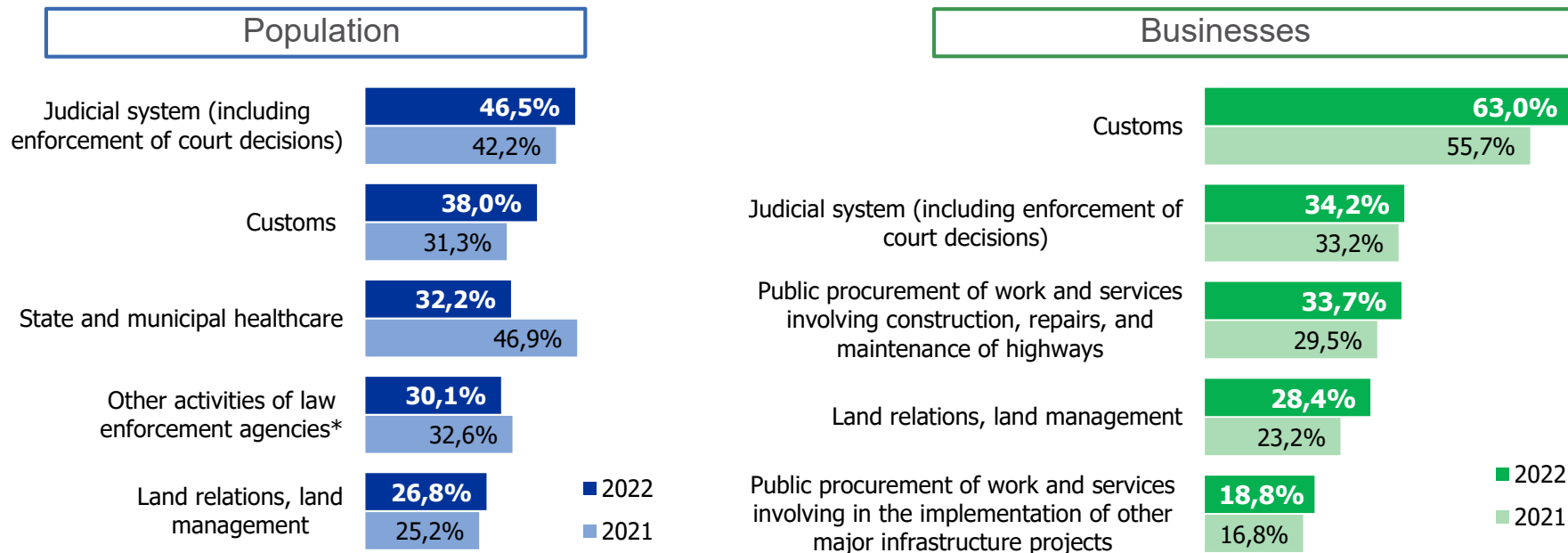
**Question:** "In your opinion, how effective (productive) are the anti-corruption efforts of the following government agencies?"



# The highest priority for the population is eradication of corruption in the judicial system, and for businesses – in the customs



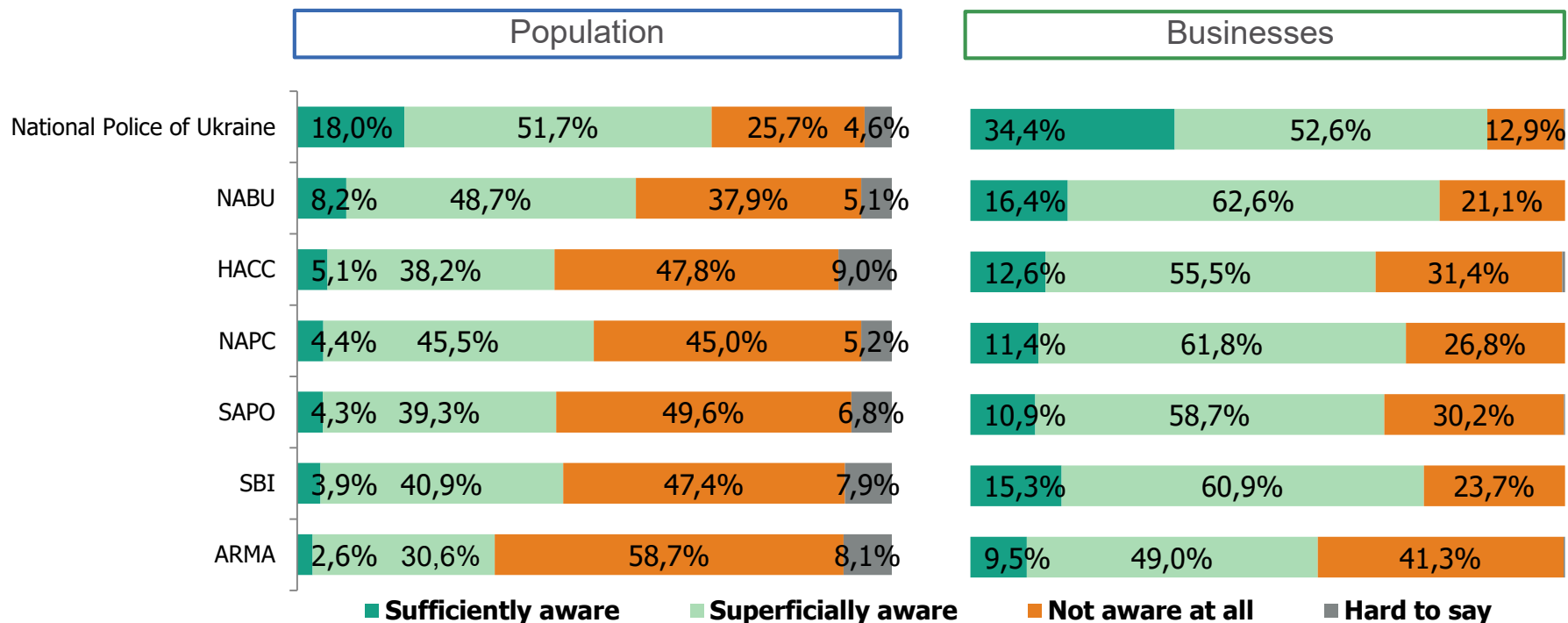
## TOP 5 priority sectors for eradication of corruption, according to assessments of:



**Question:** "In what areas do you think it is necessary to combat corruption in the first place?"

\* Other activities of law enforcement agencies (National Police, Security Service of Ukraine, Prosecutor's Office) to maintain law and order, conduct pretrial investigations (except for the activities of patrol police, service centers of the Ministry of Internal Affairs)

# Awareness of the activities of anti-corruption agencies: the business community has a higher awareness

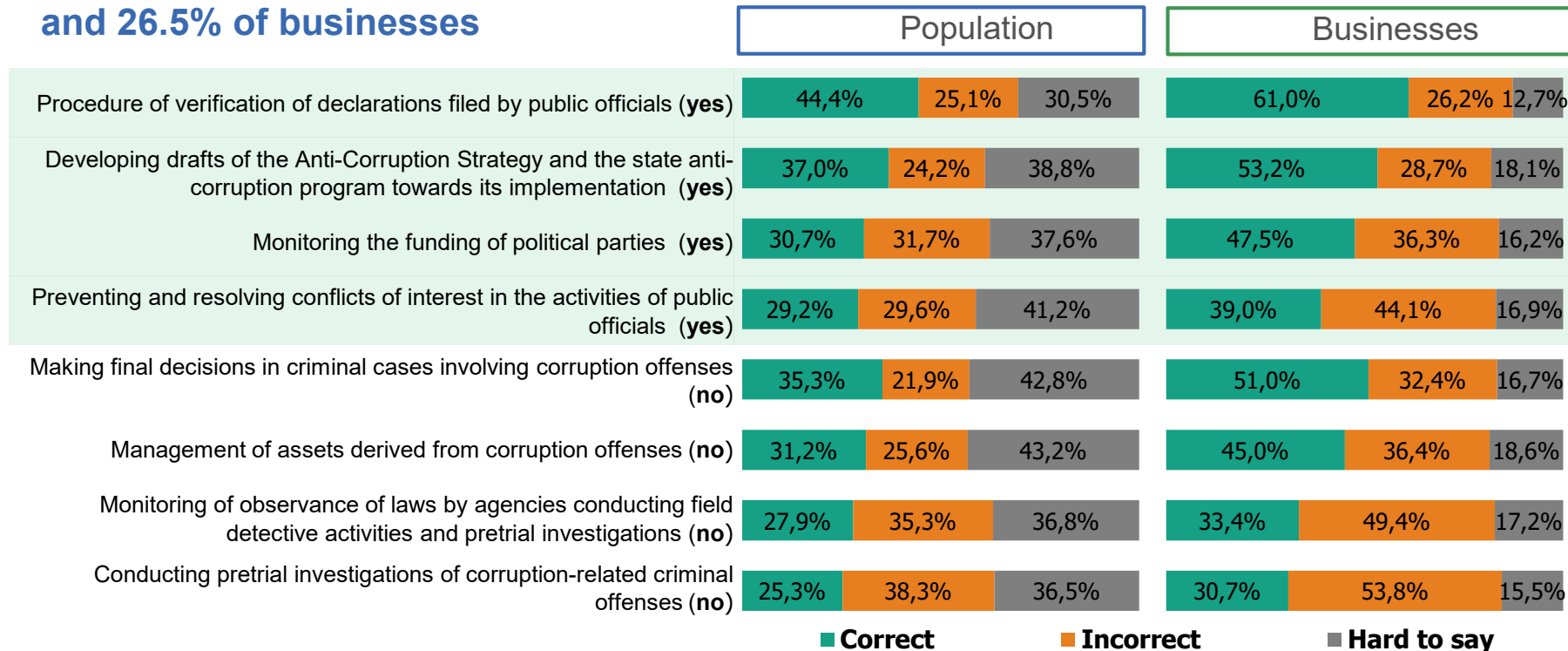


Question: "To what extent do you consider yourself to be aware of the activities of the following government agencies (institutions)?"

# Awareness of the powers of the NAPC



Correct answers to at least 5 out of 8 questions were given by **11.6% of the population** and **26.5% of businesses**



Question: "In your opinion, does the National Agency for Prevention of Corruption exercise such powers?"



# CORRUPTION EXPERIENCE BY SECTOR

---

## Approach 1

**Direct method** (self-assessment) by which respondents determine whether they had any experience with corruption (general question «Have you faced corruption in the past 12 months...?») )

The indicator that is most stable for comparison purposes across different study waves is used as one of the indicators of effectiveness of the state anti-corruption policy

## Approach 2

**Self-assessment** by respondents of their experience with corruption **during interaction/contacts with a specific sector** (answers to a direct question)

It can be used for comparison between different study waves (within each sector)

## Approach 3

Determination of the degree of **prevalence of corrupt practices in sectors** based on the confirmation by respondents that **they faced** certain contact **situations** showing attributes of **corruption**

This integral indicator (a share of respondents who found themselves in corruption situations\*) depends on the list of corrupt practices offered for assessment

\* The integral indicator of being in corrupt situations is calculated as the share of respondents who chose any answer other than "No such situation" (we consider the options "Other" or "Refused to answer" to be socially acceptable substitutes for answers about involvement in a corrupt situation).



# CORRUPTION EXPERIENCE OF THE POPULATION

---

# Population: experience interacting with sectors and corruption experience



Activities of law enforcement authorities

Services involving connection to and maintenance of power, gas, water supply and sewer systems

Activities of service centers of the Ministry of Internal Affairs

Services of institutions of higher education

State and municipal healthcare (medical services)

Construction and land relations

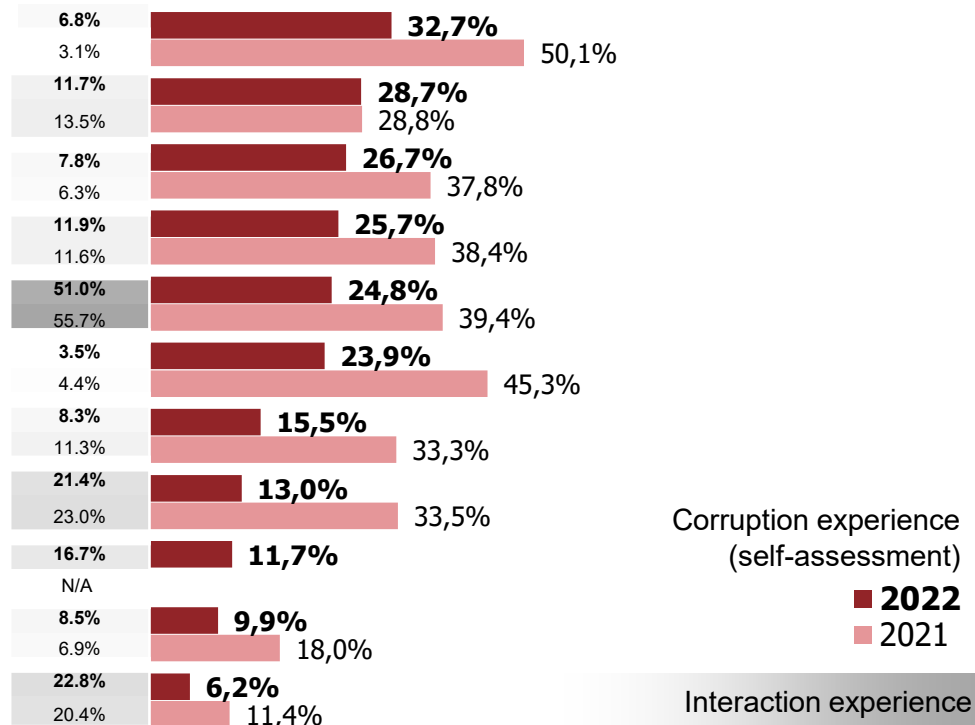
Services of educational institutions (municipal kindergartens)

Services of educational institutions (elementary and secondary education)

Humanitarian aid

Administrative services (other than ASCs)

Activities of administrative service centers (ASCs)



Questions for each sector: (1) "In the last 12 months, have you or your family members applied to ... (for services...)?" / "In the last 12 months, have you or your family members met (contacted) with representatives of ... (in matters of...)?" / "Are you or your family members currently studying or have studied in the last 12 months at...?"

(2) "Have you encountered corruption when applying to ... (for services involving ...) / meeting (contacting) with ... / at institutions ... during the last 12 months - i.e. have you given or been asked to give a bribe, used connections, etc.?"

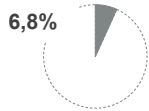
# Population: experience interacting with sectors and corruption experience



*Of those who had contact with the sector*

Sectors of activity	Corruption experience based on self-assessment	Initiated by visitors	Initiated by officials	Had contact with the sector
Activities of law enforcement authorities (patrol police, National Police, Security Service of Ukraine, prosecutorial authorities)	↓ <b>32,7%</b> (-17,4 в.п.)	↓6,3%	↓24,6%	↑6,8%
Services involving connection to and maintenance of power, gas, water supply and sewer systems	<b>28,7%</b> (-0,1 в.п.)	14,8%	27,6%	↓11,7%
Activities of service centers of the Ministry of Internal Affairs	↓ <b>26,7%</b> (-11,1 в.п.)	18,0%	20,5%	7,8%
Services of institutions of higher education	↓ <b>25,7%</b> (-12,7 в.п.)	11,6%	↓26,2%	11,9%
State and municipal healthcare (medical services)	↓ <b>24,9%</b> (-14,5 в.п.)	↓11,4%	↓23,0%	↓51,0%
Construction and land relations	↓ <b>23,9%</b> (-21,4 в.п.)	8,6%	↓27,0%	3,5%
Services of educational institutions (municipal kindergartens)	↓ <b>15,5%</b> (-17,8 в.п.)	9,2%	15,3%	↓8,3%
Services of educational institutions (elementary and secondary education)	↓ <b>13,0%</b> (-20,5 в.п.)	12,0%	↓8,4%	21,4%
Humanitarian aid	<b>11,7%</b> (Н.Д.)	5,0%	8,9%	16,7%
Administrative services provided by executive authorities and local self-government bodies (other than ASCs and service centers of the MIA)	↓ <b>9,9%</b> (-8,1 в.п.)	7,4%	↓11,0%	↑8,5%
Activities of administrative service centers (ASCs)	↓ <b>6,2%</b> (-5,2 в.п.)	6,8%	↓6,1%	↑22,8%





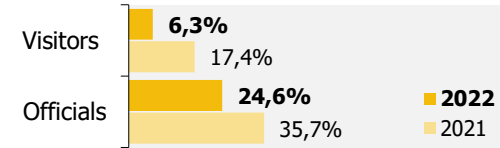
# Activities of law enforcement authorities



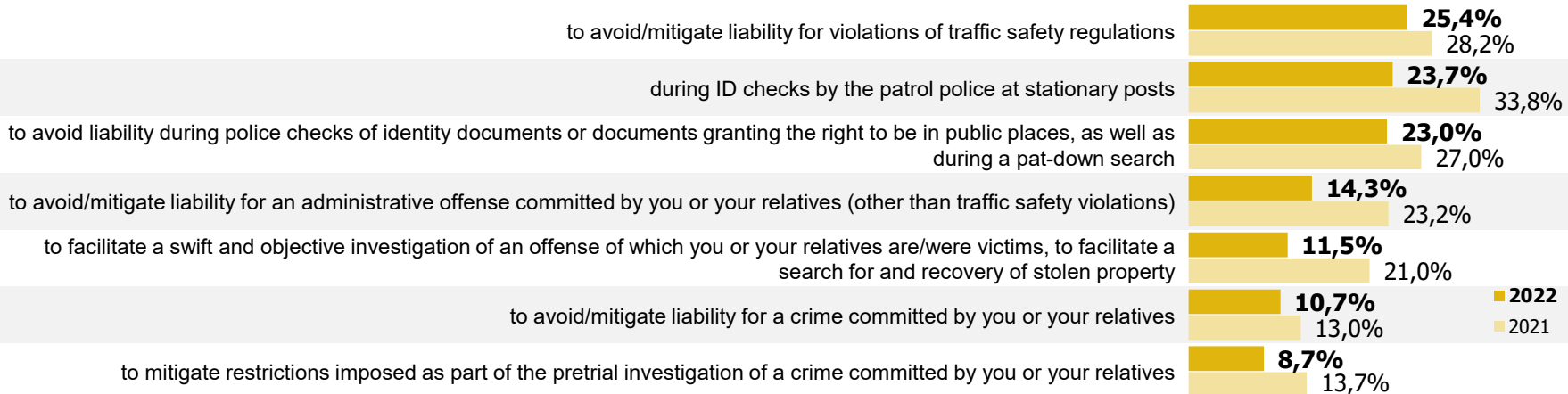
## Corruption experience



## Initiators of corruption situations



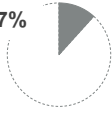
## Made unofficial payments to a law enforcement officer (cash or gifts) or provided services to them...



**Question** (for those who had contact with the sector, N = 179): "Have you encountered corruption during a meeting (contact) with law enforcement officials in the last 12 months - i.e., have you given or been asked to give a bribe, used your connections, etc.?" "Have you or your family members faced such situations during a meeting (contact) with law enforcement officials or while interacting with law enforcement representatives?"

Had contact with the sector

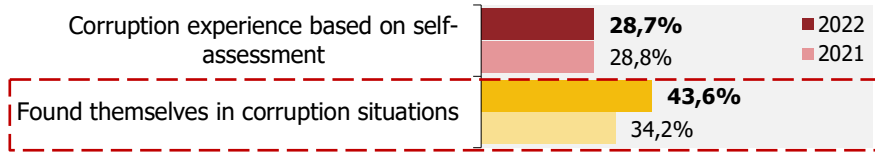
11,7%



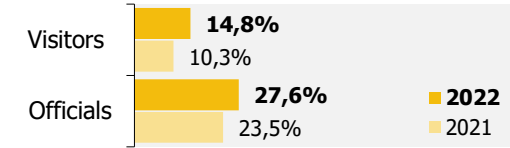
# Services involving connection to and maintenance of power, gas, water supply and sewer systems



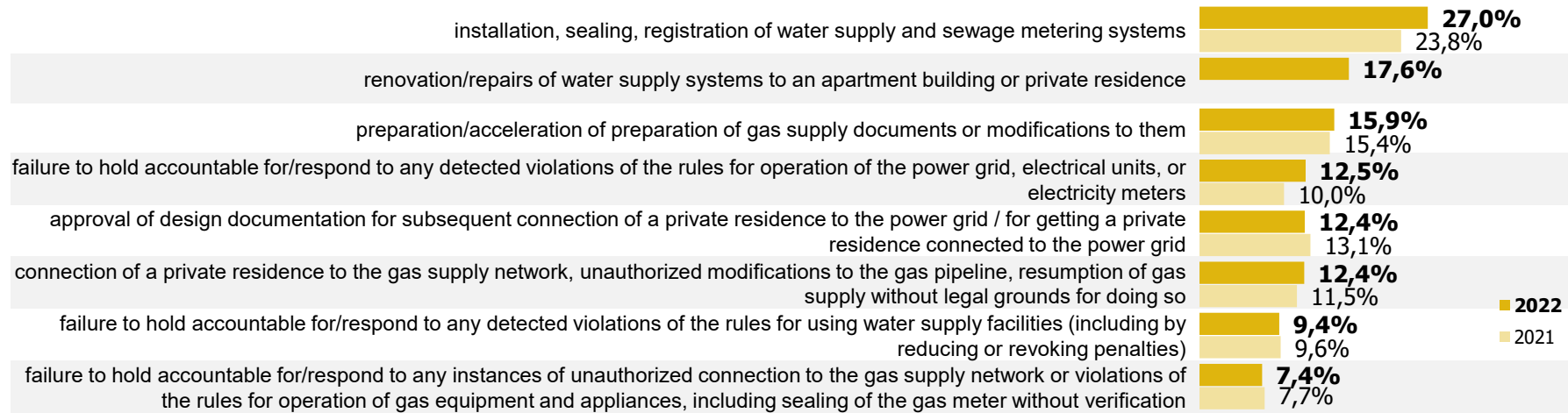
## Corruption experience



## Initiators of corruption situations



## Made unofficial payments to an official (cash or gifts) or provided services to them in exchange for...



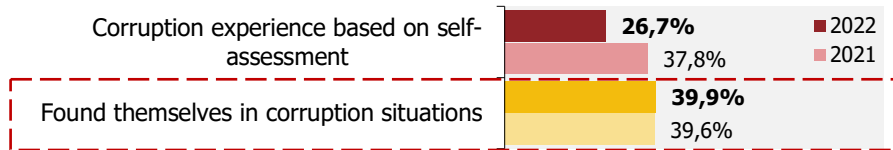
**Question** (for those who had contact with the sector, N = 309): "Have you encountered corruption when applying to enterprises for services involving connection and maintenance of power, gas, water supply and sewer systems during the past 12 months - i.e., have you given or been asked to give a bribe, used your connections, etc.?" ; "Have you or your family members experienced such situations when applying to such enterprises?"



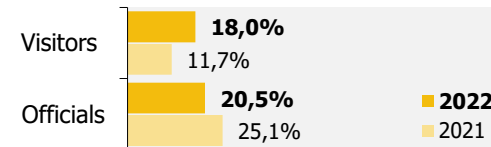
# Activities of service centers of the Ministry of Internal Affairs



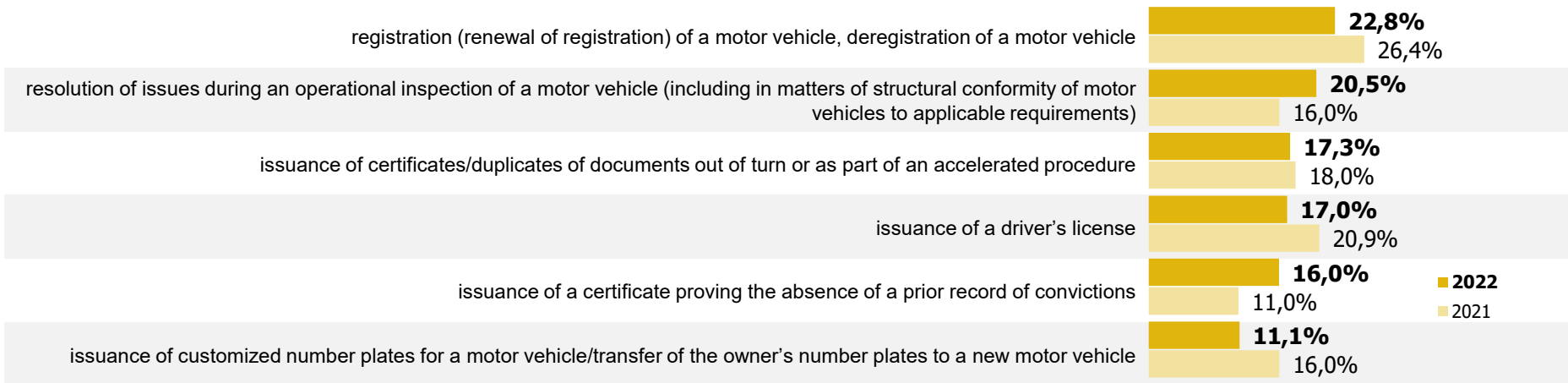
## Corruption experience



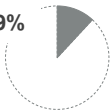
## Initiators of corruption situations



## Made unofficial payments to an official (cash or gifts) or provided services to them in exchange for...



**Question** (for those who had contact with the sector, N = 207): "Have you encountered corruption when applying to MIA service centers in the last 12 months - i.e., have you given or been asked to give a bribe, used your connections, etc.?" ; "Have you or your family members experienced such situations when applying to MIA service centers (former interdistrict registration and examination offices)?"



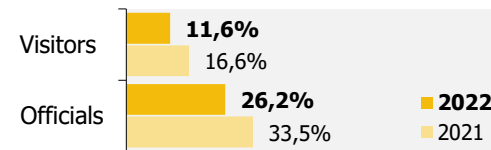
# Services of institutions of higher education



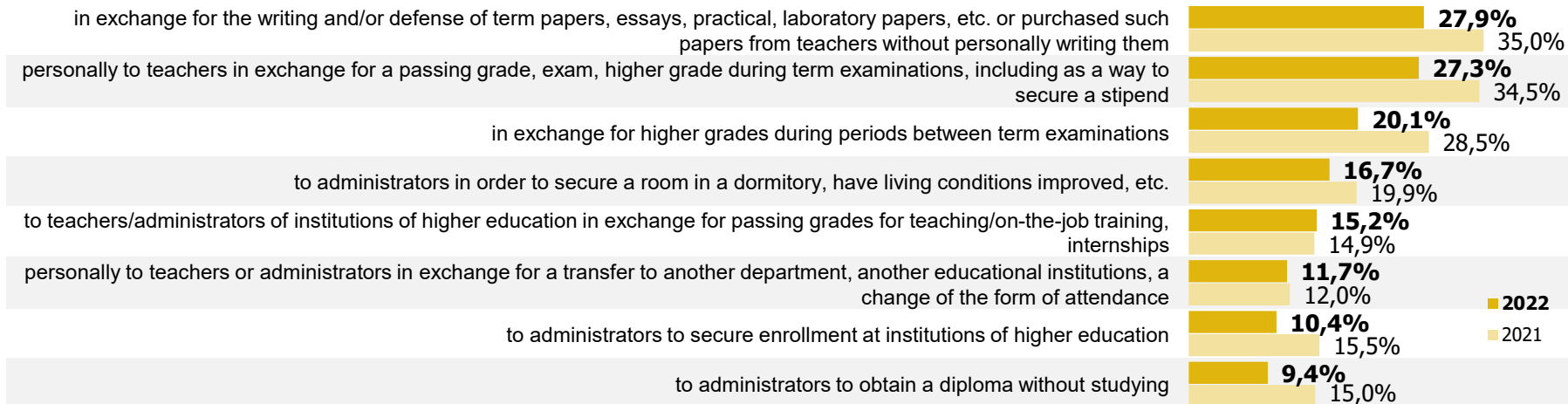
## Corruption experience



## Initiators of corruption situations



## Made unofficial payments (cash or gifts) or provided services...



**Question** (for those who had contact with the sector, N = 315): "Have you encountered corruption at institutions of higher education in the last 12 months - i.e., have you given or been asked to give a bribe, used your connections, etc.?"; "Have you or your family members experienced such situations in connection with studying at such institutions?"



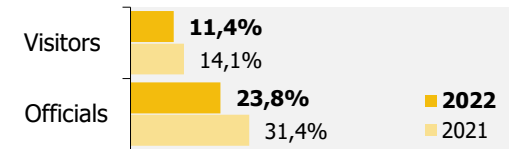
# State and municipal healthcare



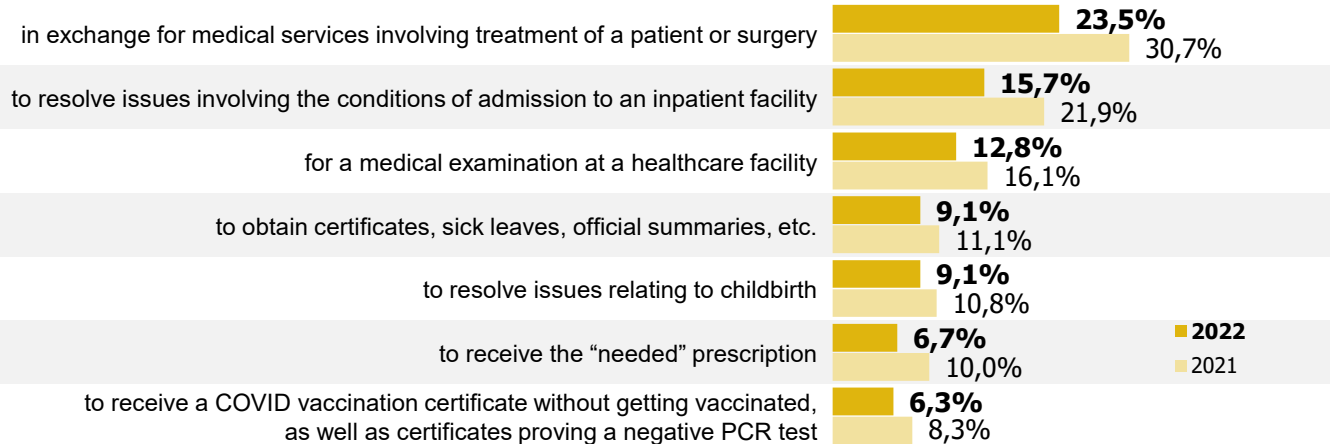
## Corruption experience



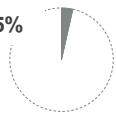
## Initiators of corruption situations



## Made unofficial payments to an employee of a healthcare institution (cash or gifts) or provided services to them...



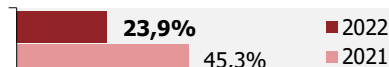
**Question** (for those who had contact with the sector, N = 1349): "Have you encountered corruption at state/municipal healthcare institutions (when receiving medical services) in the last 12 months - i.e., have you given or been asked to give a bribe, used your connections, etc.?"; "Have you or your family members experienced such situations in connection with medical services?"



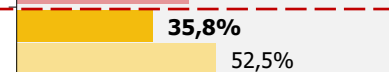
# Construction and land relations

## Corruption experience

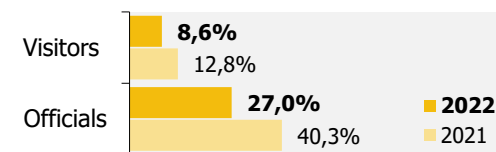
Corruption experience based on self-assessment



Found themselves in corruption situations



## Initiators of corruption situations



## Made unofficial payments to an official (cash or gifts) or provided services to them in exchange for...



**Question** (for those who had contact with the sector, N = 92): "Have you encountered corruption when applying for services in the sector of construction and land relations in the last 12 months - i.e., have you given or been asked to give a bribe, used your connections, etc.?" "Have you or your family members experienced such situations when applying for services in the sector of construction and land relations?"



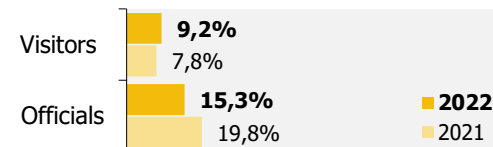
# Municipal kindergartens



## Corruption experience

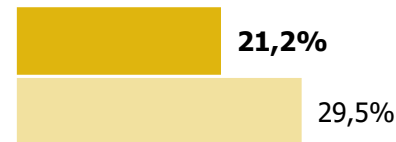


## Initiators of corruption situations

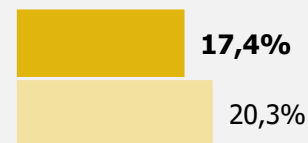


## Situations...

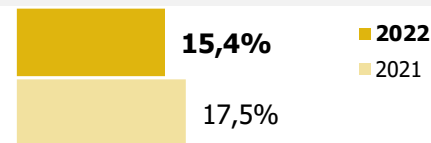
Made unofficial payments or provided services in order to be added to the waiting queue at a kindergarten or resolve other important issues involving the child's enrollment at a kindergarten



Made unofficial payments or provided services in order to resolve issues involving the child's stay at a kindergarten

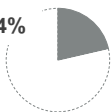


Made unofficial payments or provided services to group teachers to get them to treat your child better



**Question** (for those who had contact with the sector, N = 219): "Have you encountered corruption at kindergartens in the last 12 months - i.e., have you given or been asked to give a bribe, used your connections, etc.?"; "Have you or your family members experienced such situations in connection with having their children at such institutions?"

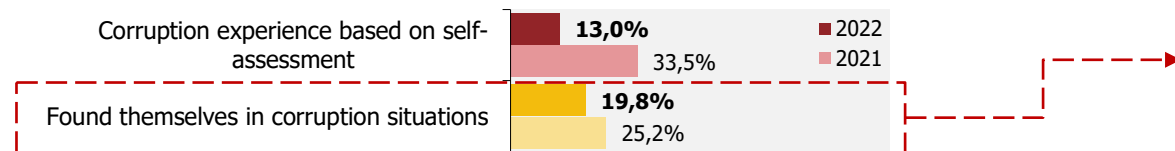
21,4%




# Elementary and secondary education



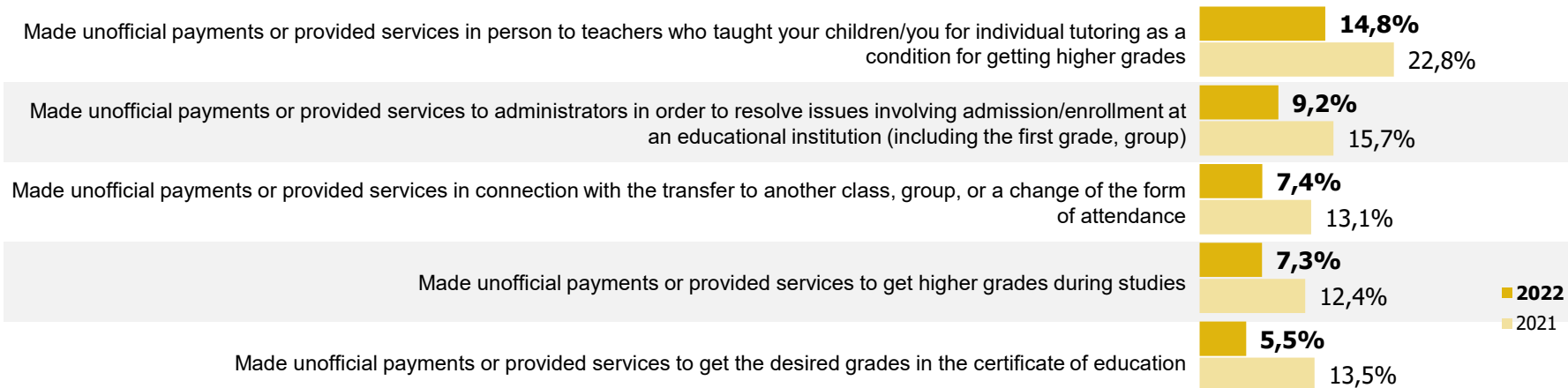
## Corruption experience



## Initiators of corruption situations



## Situations...

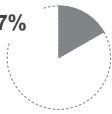


**Question** (for those who had contact with the sector, N = 566): "Have you encountered corruption at institutions of general secondary education in the last 12 months - i.e., have you given or been asked to give a bribe, used your connections, etc.?" "Have you or your family members experienced such situations in connection with studying at such institutions?"



Had contact with the sector

16,7%



# Humanitarian aid (1/2)



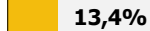
## Corruption experience

Corruption experience based on self-assessment



11,7%

Found themselves in corruption situations



13,4%

## Initiators of corruption situations

Visitors



5,0%

Officials



8,9%

## Made unofficial payments to an official (cash or gifts) or provided services to them:

in exchange for a favorable treatment during the distribution or issuance of humanitarian aid for the population (food, goods, medications, etc.) in your favor (on in the favor of the organization you represent)



10,2%

to speed up customs formalities (customs clearance and/or customs control) when transporting humanitarian aid, to move undeclared goods across the border



8,5%

in exchange for issuance of various documents (letters of request, letters of confirmation, etc.) for the needs of a volunteer or other organization as proof of receipt of humanitarian aid by a state (or local) government agency



8,1%

to resolve the issue of delivery of humanitarian aid (funds, goods, services) intended for restoring destroyed/damaged housing, private residences, and other property belonging to you or your relatives



7,9%

to facilitate a decision by a government agency to allow drivers liable for military duty to leave Ukraine while transporting humanitarian aid cargo



6,9%

to facilitate the distribution or release of humanitarian aid intended for military units, for which you have organized delivery of humanitarian aid



6,9%

in exchange for permission to cross the line of contact with the territory of Ukraine temporarily occupied by Russia to deliver humanitarian aid or for accelerating the process of moving humanitarian aid across the line of contact (including due to the need to obtain the relevant documents)



6,8%

in exchange for facilitation with the issuance of supporting documents and identification proving that the vehicle is transporting humanitarian aid



6,8%

for granting a volunteer organization access to warehouses controlled by the authorities for storage of humanitarian aid or permission to receive humanitarian aid (collected under the coordination of the organization you represent) temporarily stored in such warehouses



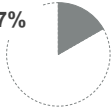
6,0%

in order for the authorities to take into account your needs (or the needs of the organization/community you represent) when formulating a request for humanitarian aid



5,6%

**Question** (for those who had contact with the sector, N = 442): "After February 24, 2022 and up to now, have you or your family members met (had contact) with representatives of state or local authorities to receive humanitarian aid or to resolve issues related to the organization of its release (if you have been involved in volunteer activities) to the population, military units, organizations?" ; "Did you or your family members experience such situations when meeting with (contacting) representatives of state or local authorities to receive humanitarian aid or to resolve issues related to the organization of its release to the population, military units, and organizations?"

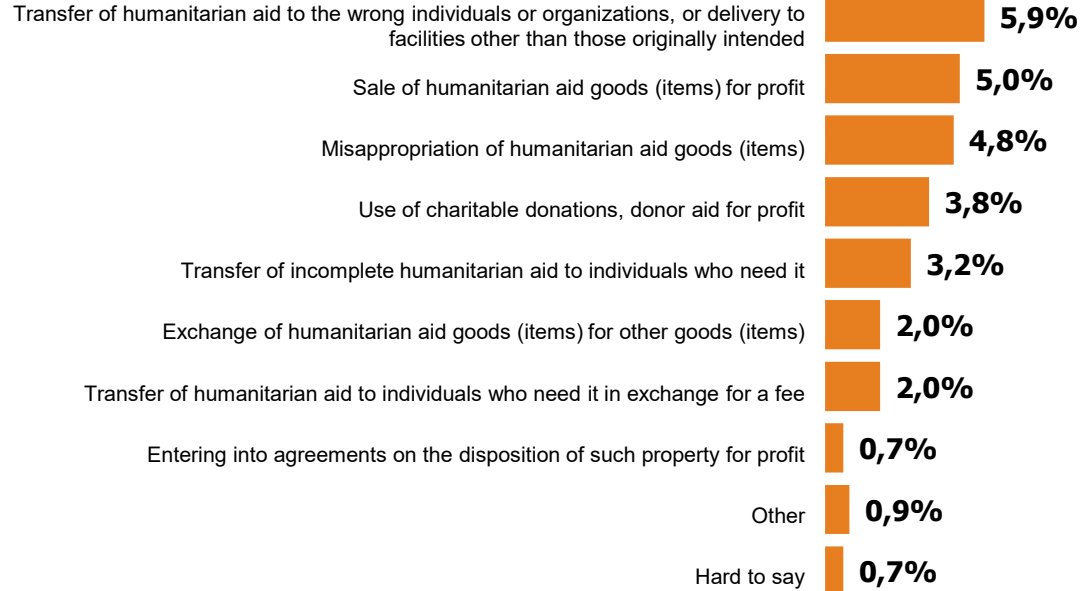
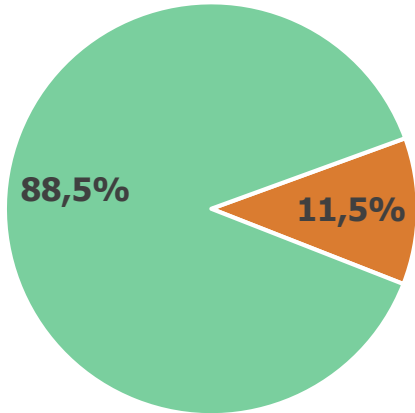


# Humanitarian aid (2/2)



## Misuse of humanitarian aid

■ Encountered ■ Did not encounter




**Question** (for those who had contact with the sector, N = 442): "After February 24, 2022 and up to now, have you encountered any cases of misuse of humanitarian aid (for purposes other than those intended or for profit) by representatives of state or local authorities?"; "What specific cases of misuse of humanitarian aid by representatives of state or local authorities have you encountered?"



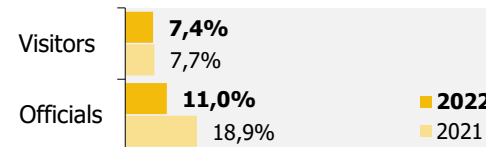
# Administrative services provided by executive authorities and local self-government bodies



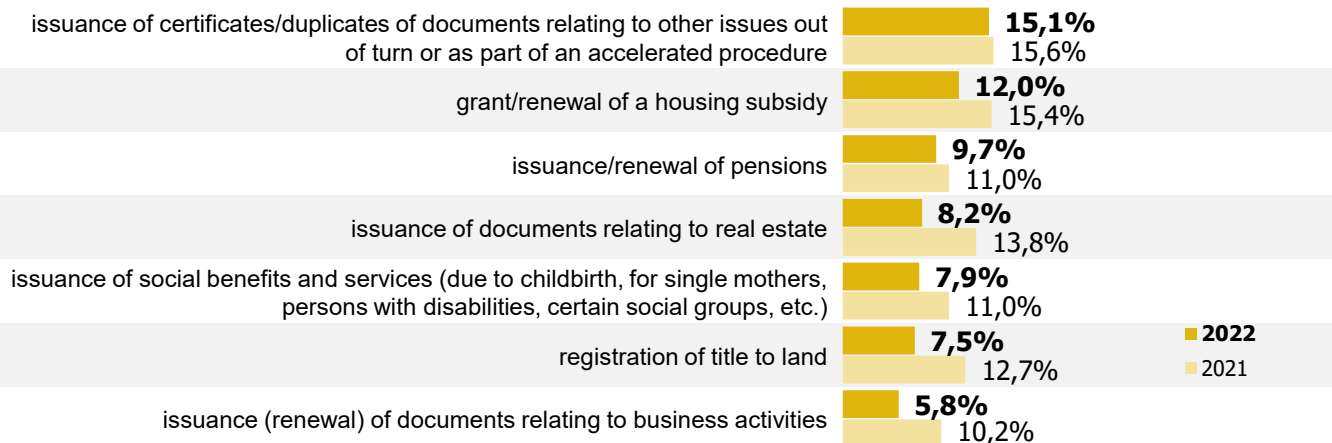
## Corruption experience



## Initiators of corruption situations



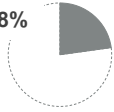
## Made unofficial payments to an official (cash or gifts) or provided services to them in exchange for...



**Question** (for those who had contact with the sector, N = 226): "Have you encountered corruption when applying to executive authorities or local self-government bodies for various administrative services and documents during the last 12 months - i.e. have you given or been asked to give a bribe, used connections, etc.?" "Have you or your family members experienced such situations when applying to executive authorities and local government agencies?"

Had contact with the sector


22,8%




# Activities of administrative service centers



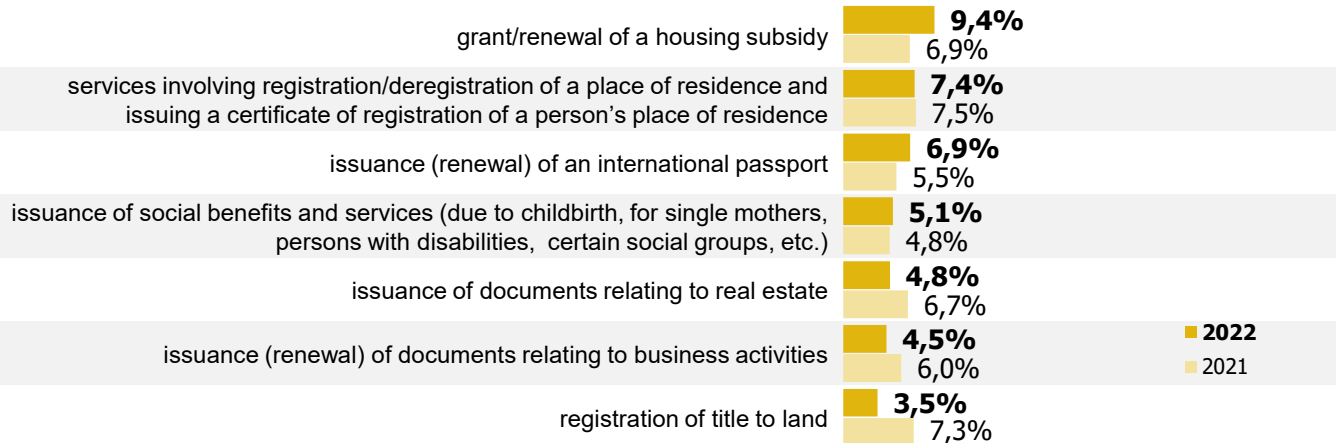
## Corruption experience



## Initiators of corruption situations



## Made unofficial payments to an official (cash or gifts) or provided services to them in exchange for...



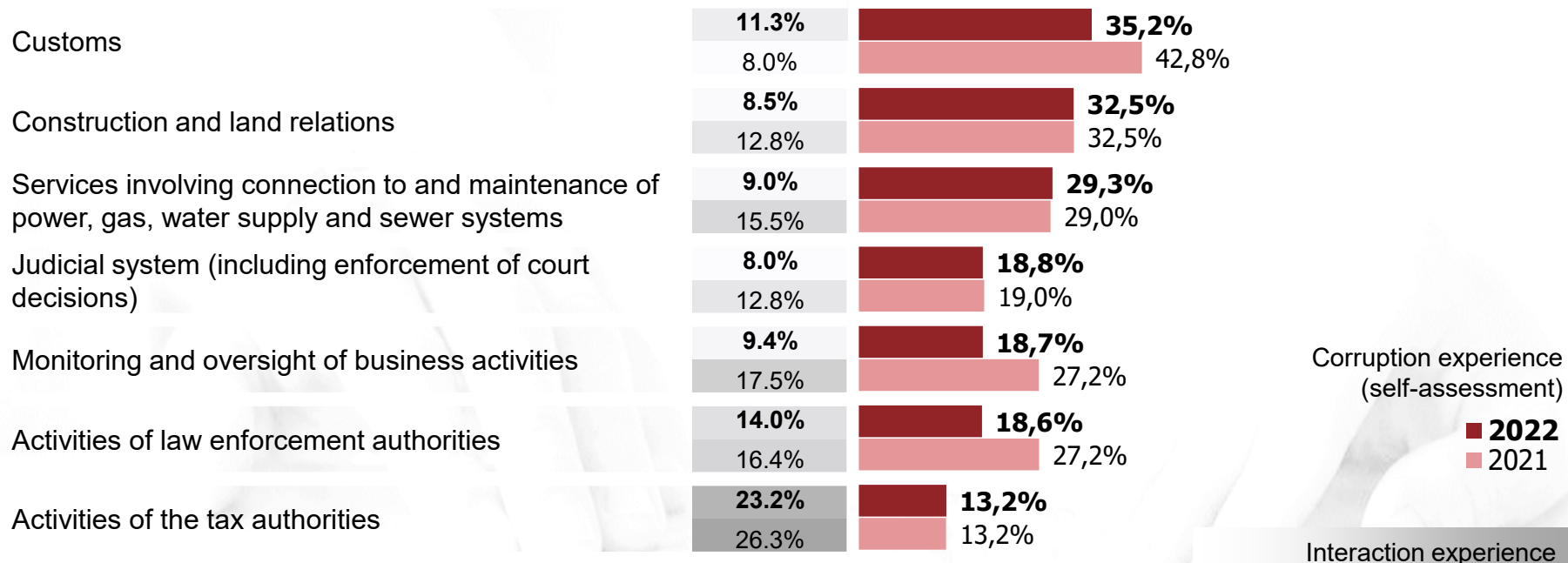
*Question (for those who had contact with the sector, N = 602): "Have you encountered corruption when applying to administrative service centers (ASCs) during the last 12 months - i.e. have you given or been asked to give a bribe, used connections, etc.?"*; "Have you or your family members experienced such situations when applying to administrative service centers (ASCs)?"

# CORRUPTION EXPERIENCE OF BUSINESSES

---



# Businesses: experience interacting with sectors and corruption experience



## Questions for each sector:

(1) "In the last 12 months, have you (as a manager or representative of a company) applied to ... for services...?" / ("... met with (contacted) representatives of ... authorities ... in matters relating to operations of your company?"

(2) "Have you (as a manager/representative of your company) encountered corruption when applying to... for services involving... during the last 12 months - i.e. have you given or been asked to give a bribe, used connections, etc.?" ("... when meeting with (contacting) representatives ... of authorities)

# Businesses: experience interacting with sectors and corruption experience



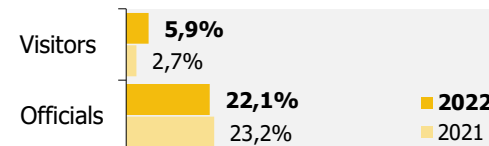
Sectors of activity	Of those who had contact with the sector			Had contact with the sector
	Corruption experience based on self-assessment	Initiated by visitors	Initiated by officials	
Customs (customs control, issuance of customs documents for business entities)	<b>35,2%</b> (-7,6 в.п.)	5,9%	22,1%	↑11,3%
Construction and land relations	<b>32,5%</b> (без змін)	7,3%	21,1%	↓8,5%
Services involving connection to and maintenance of power, gas, water supply and sewer systems, other than services involving the processing of bill payments	<b>29,3%</b> (+0,3 в.п.)	6,8%	16,1%	↓9,0%
Judicial system (including enforcement of court decisions)	<b>18,8%</b> (-0,2 в.п.)	5,8%	7,6%	↓8,0%
Monitoring and oversight of business activities	<b>18,7%</b> (-8,6 в.п.)	3,6%	175%	↓9,4%
Law enforcement activities in maintaining law and order, conducting pretrial investigations	<b>18,6%</b> (-8,5 в.п.)	3,0%	9,0%	14,0%
Activities of the tax authorities (assessment and collection of taxes and other mandatory charges)	<b>13,2%</b> (без змін)	3,6%	7,3%	23,2%



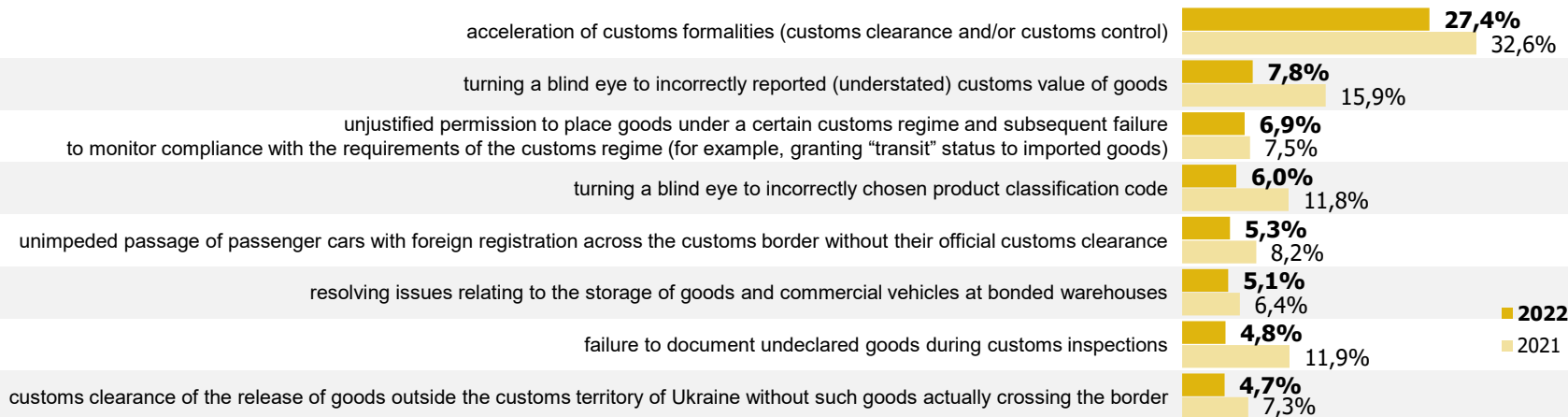
## Corruption experience



## Initiators of corruption situations



## Made unofficial payments to an official (cash or gifts) or provided services to them in exchange for...



**Question** (for those who had contact with the sector, N = 135): "Have you (as a manager/representative of the company) /your company encountered corruption during a meeting (contact) with customs officials in the last 12 months - i.e., have you given or been asked to give a bribe, used your connections, etc.?"; "Have you/employees of the company (as its representatives) faced such situations during a meeting (contact) with customs officials?"

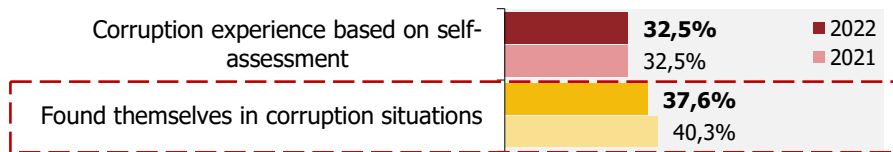




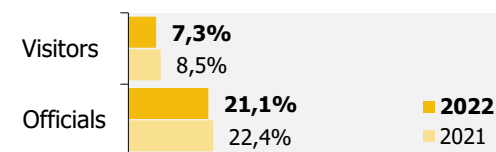
# Construction and land relations



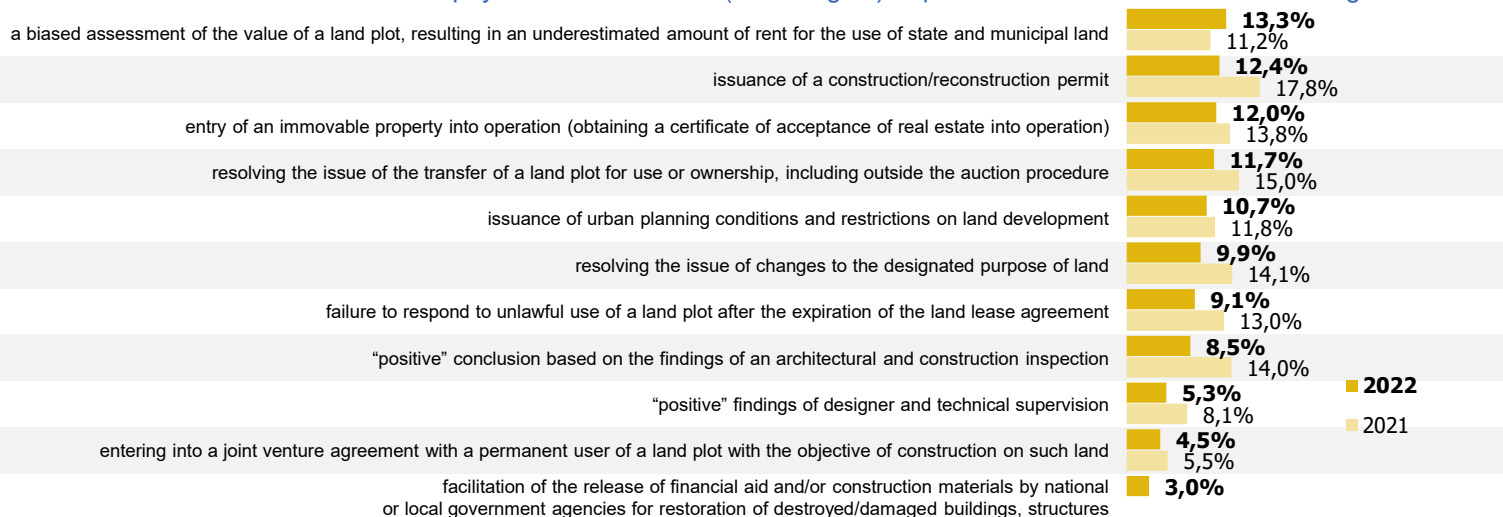
## Corruption experience



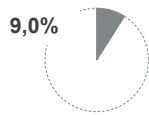
## Initiators of corruption situations



## Made unofficial payments to an official (cash or gifts) or provided services to them in exchange for...



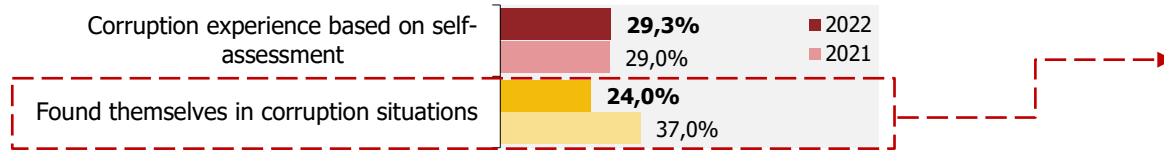
**Question** (for those who had contact with the sector, N = 102): "Have you (as a manager/representative of a company) encountered corruption when applying for services in the sector of construction and land relations in the last 12 months - i.e., have you given or been asked to give a bribe, used your connections, etc.?" ; "Have you or employees of the company (as its representatives) experienced such situations when applying for services in the sector of construction and land relations?"



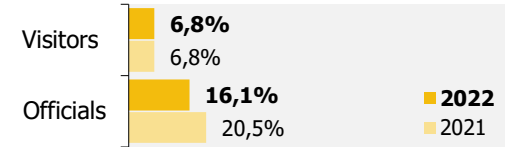
# Services involving connection to and maintenance of power, gas, water supply and sewer systems



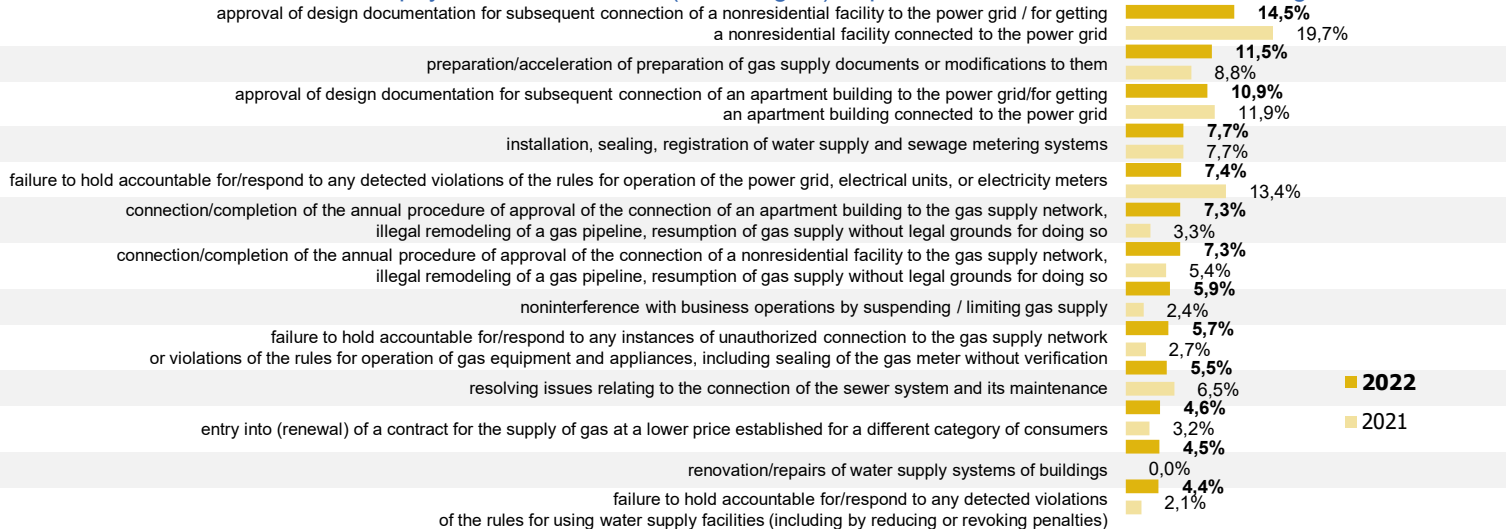
## Corruption experience



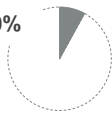
## Initiators of corruption situations



## Made unofficial payments to an official (cash or gifts) or provided services to them in exchange for...



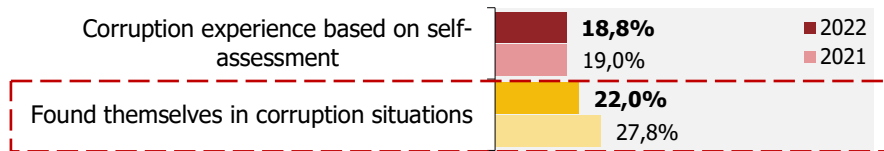
**Question** (for those who had contact with the sector, N = 108): "Have you (as a manager/representative of a company) encountered corruption when applying to enterprises for services involving connection and maintenance of power, gas, water supply and sewer systems during the past 12 months - i.e., have you given or been asked to give a bribe, used your connections, etc.?" ; "Have you or employees of the company (as its representatives) experienced when applying to such enterprises?"



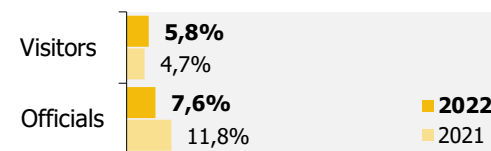
# Judicial system (including enforcement of court decisions)



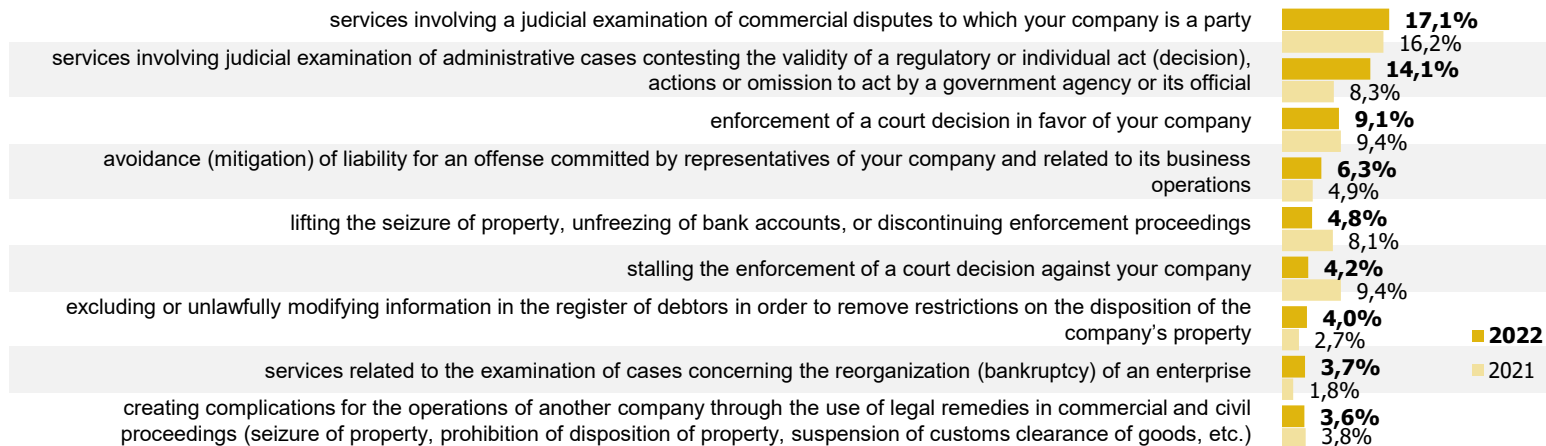
## Corruption experience



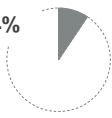
## Initiators of corruption situations



## Made unofficial payments to an official (cash or gifts) or provided services to them in exchange for...



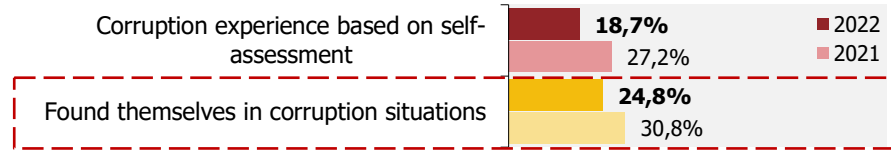
**Question** (for those who had contact with the sector, N = 96): "Have you (as a manager/representative of the company) /your company encountered corruption during a meeting (contact) with representatives of the judicial system or court enforcement officers in the last 12 months - i.e., have you given or been asked to give a bribe, used your connections, etc.?" ; "Have you/employees of the company (as its representatives) faced such situations during a meeting (contact) with representatives of the judicial system or court enforcement officers?"



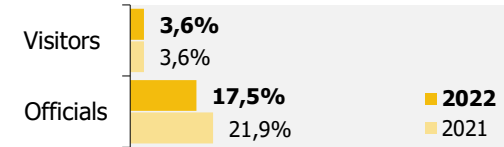
# Monitoring and oversight of business activities



## Corruption experience



## Initiators of corruption situations



## Made unofficial payments (cash or gifts) or provided services to representatives of...



**Question** (for those who had contact with the sector, N = 113): "Have you (as a manager/representative of the company) /your company encountered corruption during a meeting (contact) with representatives of controlling authorities in the last 12 months - i.e., have you given or been asked to give a bribe, used your connections, etc.?" "Have you/employees of the company (as its representatives) faced such situations during a meeting (contact) with representatives of controlling authorities?"

Had contact with the sector

14,0%



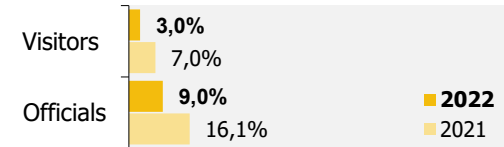
# Activities of law enforcement authorities



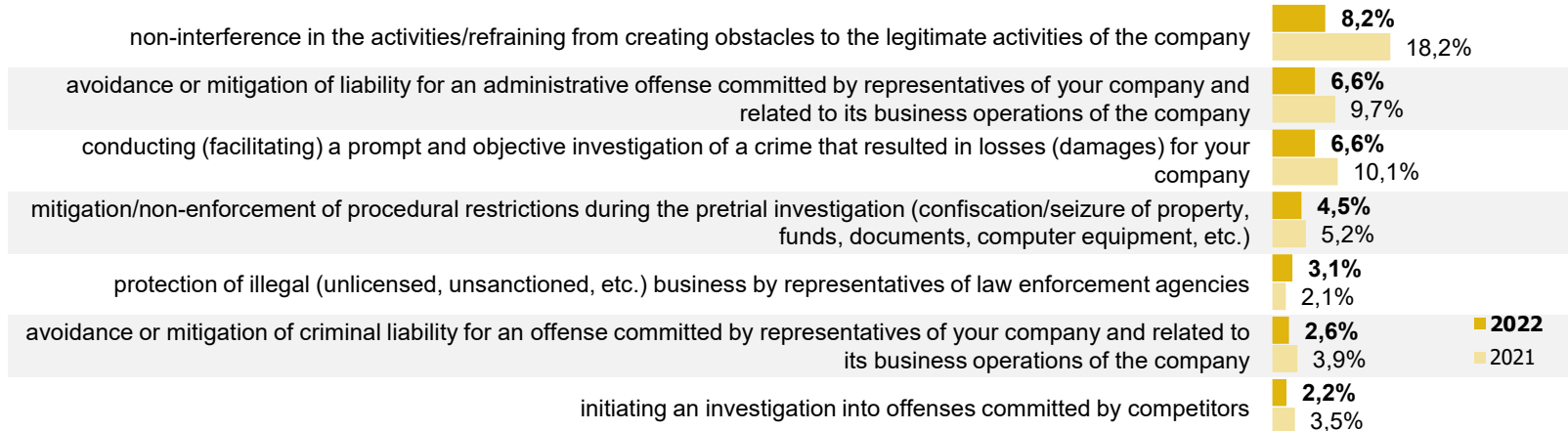
## Corruption experience



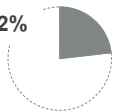
## Initiators of corruption situations



## Made unofficial payments to a law enforcement officer (cash or gifts) or provided services to them in exchange for...




**Question** (for those who had contact with the sector, N = 169): "Have you (as a manager/representative of the company) encountered corruption during a meeting (contact) with law enforcement officials in the last 12 months - i.e., have you given or been asked to give a bribe, used your connections, etc.?" ; "Have you/employees of the company (as its representatives) faced such situations during a meeting (contact) with law enforcement officials?"




# Activities of the tax authorities

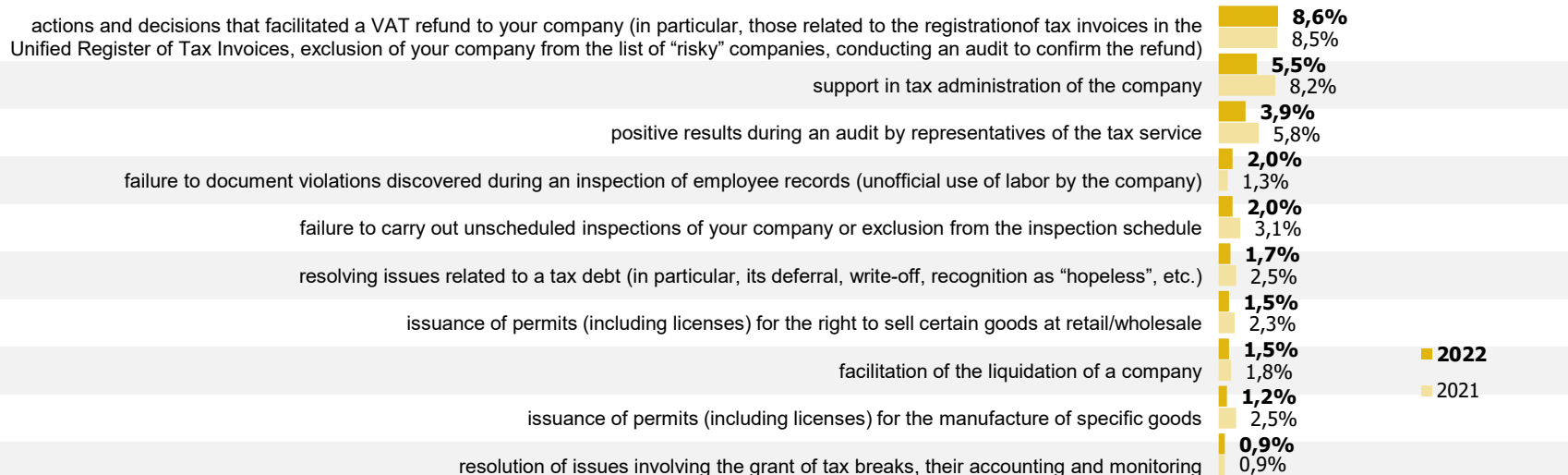
## Corruption experience



## Initiators of corruption situations



## Made unofficial payments to an official (cash or gifts) or provided services to them in exchange for...




**Question** (for those who had contact with the sector, N = 279): "Have you (as a manager/representative of the company) /your company encountered corruption during a meeting (contact) with tax officials in the last 12 months - i.e., have you given or been asked to give a bribe, used your connections, etc.?" ; "Have you/employees of the company (as its representatives) faced such situations during a meeting (contact) with tax officials?"



# INTEGRAL INDICATORS OF THE STATE ANTI- CORRUPTION POLICY

---



## 5 indicators were established



- 1 Share of the population/businesses with a **negative attitude** towards manifestations of corruption
- 2 Share of the population/businesses that had their **own corruption experience**
- 3 Share of the population/businesses **capable of exposing corruption**
- 4 Share of the population/businesses **approving the activity of corruption whistleblowers**
- 5 Share of the population **aware of the guarantees** of legal protection for whistleblowers

Indicators of the state anti-corruption policy

Indicators of the effectiveness of the system for preventing and combating corruption



# Indicator 1. Share of the population/businesses with a negative attitude towards manifestations of corruption



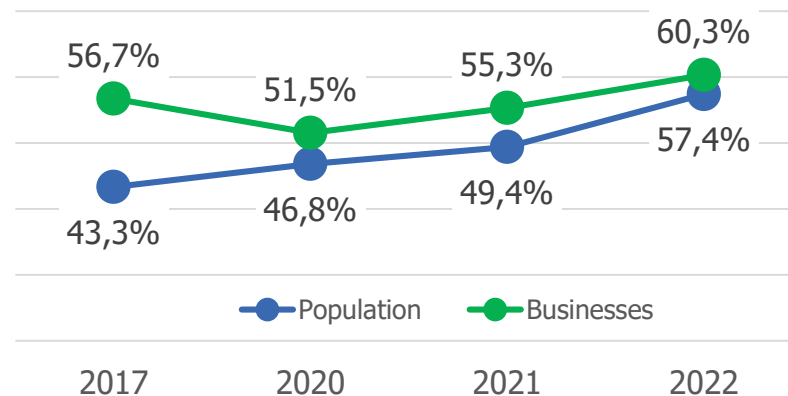
## Method of projected situations: What share of respondents reject the corrupt model of resolution of the situation?

“Picture the following situation. You have applied to a government agency for a certificate that you urgently need to resolve a personal matter (for a business – a matter in the interests of the company). You have been told that it will take 30 days to issue it, but you need it as soon as possible. When you left the office, a random person in the corridor told you that his neighbor (acquaintance) received such a certificate the following day by paying 1,000 hryvnias to the head of the department that issues such certificates. What would you most likely do in such a situation?”

Answer options:

1. “I will wait for 30 days” ✓
2. “I would pay 1,000 hryvnias, but I don’t have the money to do so” ✗
3. “I would look for friends or relatives who would help accelerate the issuance of the certificate” ✗
4. “I would pay 1,000 hryvnias” ✗
5. “I would report corruption to a higher-level institution” ✓
6. “I would file a report with law enforcement agencies” ✓
7. “I would contact the media (report these facts to journalists)” ✓

### Population and businesses: growth in 2022



## Indicator 2. Share of the population/businesses that had their own corruption experience

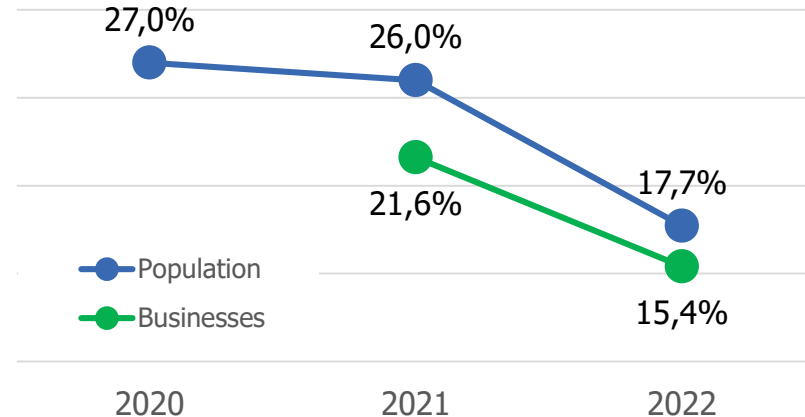


Direct question about the respondents' self-assessment of their involvement in corruption:

*Whether they have encountered corruption (given or been asked to give a bribe, used connections, etc.) in the last 12 months, either personally or by family members (or employees of the enterprise in its interests in the business survey)*

### Population and businesses: significant reduction in 2022

*The results attached to this indicator reflect the self-perception of corruption experience by the population/entrepreneurs, i.e., they are subjective and "informative" in nature and may differ from the actual assessment of their involvement in corruption (if certain situations are analyzed for the presence of a corruption component in accordance with the law)*



# Indicator 3.1. Share of the population/businesses capable of exposing corruption



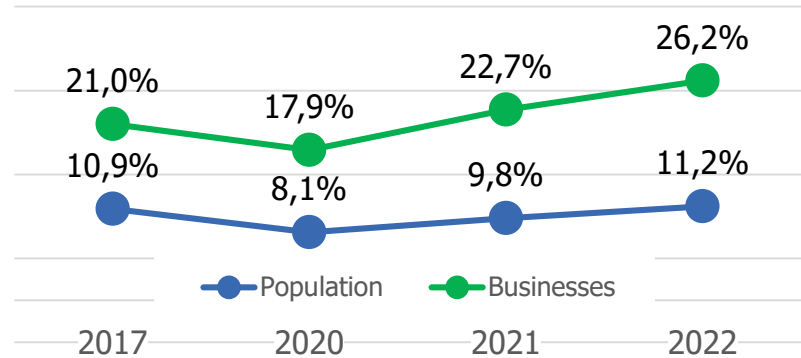
## Method of projected situations: What share of respondents choose the whistleblower model of behavior?

"Picture the following situation. You have applied to a government agency for a certificate that you urgently need to resolve a personal matter (for a business – a matter in the interests of the company). You have been told that it will take 30 days to issue it, but you need it as soon as possible. When you left the office, a random person in the corridor told you that his neighbor (acquaintance) received such a certificate the following day by paying 1,000 hryvnias to the head of the department that issues such certificates. What would you most likely do in such a situation?"

Answer options:

1. "I will wait for 30 days" ❌
2. "I would pay 1,000 hryvnias, but I don't have the money to do so" ❌
3. "I would look for friends or relatives who would help accelerate the issuance of the certificate" ❌
4. "I would pay 1,000 hryvnias" ❌
5. "I would report corruption to a higher-level institution" ✓
6. "I would file a report with law enforcement agencies" ✓
7. "I would contact the media (report these facts to journalists)" ✓

**Population: growth in 2022**  
**Businesses: no changes**



## Indicator 3.2. Share of those who reported the corruption situation to the authorities



### Direct question:

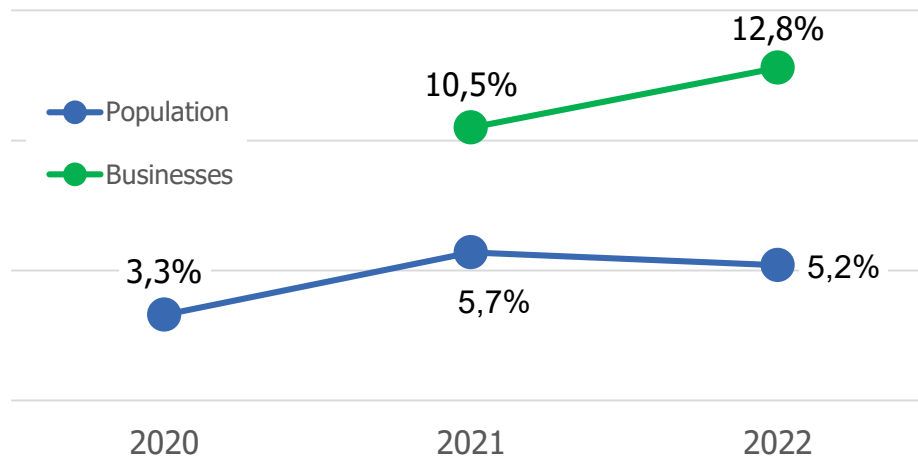
(1)\* *Have you encountered corruption during the last 12 months - i.e. have you given or been asked to give a bribe, used connections, etc.?*

If the answer is "yes": (2) *Have you complained to the authorities or law enforcement about a corruption incident?*

**Population:** no changes in 2022

**Businesses:** upward trend

*\*for businesses – in the interests of the company you work for*



## Indicator 4. Share of the population/businesses approving the activity of corruption whistleblowers



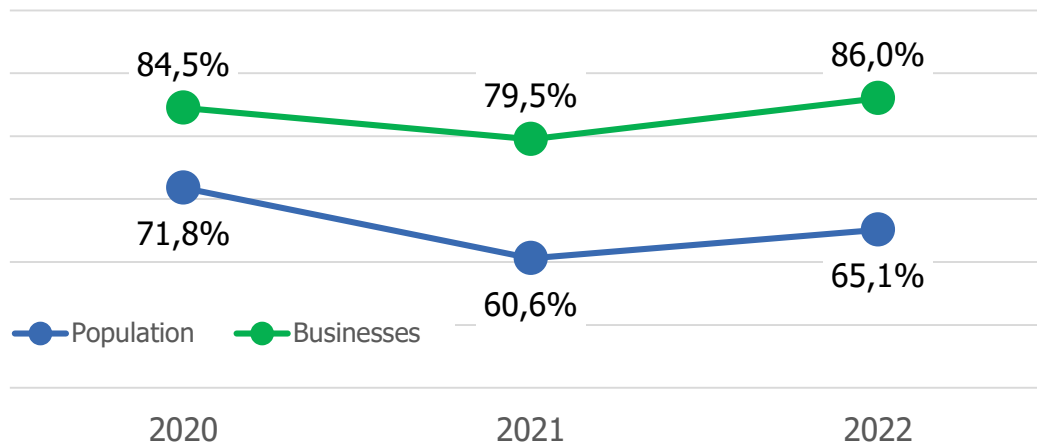
### Direct question:

*What is your attitude towards people who file complaints (reports) with the government agencies or law enforcement in connection with corruption incidents?*

Answer options:

1. Completely approve ✓
2. Rather approve ✓
3. Neutral
4. Rather disapprove
5. Completely disapprove
6. Hard to say/Refused to answer

### Population and businesses: growth in 2022



# Indicator 5. Share of the population aware of the guarantees of legal protection for whistleblowers



## Direct question:

<i>Do citizens who report corruption incidents to the relevant authorities have such rights?</i>	Yes	No	Hard to say
1. The right to free legal assistance in connection with the protection of their rights	✓		
2. The right to a paid vacation during the period of examination of the report on a corruption incident, but not more than 30 days		✓	
3. The right to a monetary reward in the instances prescribed by law	✓		
4. The right to receive information from law enforcement agencies on the results of pretrial investigations into all crimes committed by the same person against whom the corruption report was filed		✓	
5. The right to immediate reinstatement in their previous job (position) if they had been dismissed from work after reporting potential incidents of corruption or corruption-related offenses	✓		
6. The right to protection of the residence by law enforcement, regardless of whether or not threats to the life and health of the whistleblower have been made, from the time when the corruption incident was reported		✓	
7. The right to reimbursement of legal fees in connection with the protection of the person's rights as a whistleblower	✓		
8. The right to be transferred at their own request to another equivalent position (job) with the institution (establishment) where they work		✓	


**Indicator 5 = the share of respondents who correctly answered at least 5 questions (more than one half)**

2021: **13.4%**

2022: **8.4%**

# CONCLUSIONS

---



# Indicators of perception of corruption and corruption experience



Corruption continues to rank **3rd** among the biggest challenges for Ukraine (after the high cost of living and the war) in the survey of the *population* and **2nd** in the opinion of representatives of the *business community*.



A higher share of respondents (**81.1% of the population** and **69.2% of businesses**) believe that corruption is somewhat or extremely **prevalent** in Ukraine. These indicators have **decreased** significantly in both audiences.



29.2% of the *population* believe that the level of corruption has increased in the past year. This is significantly lower compared to 2021 (41.8%), but twice higher than the share of those who believe that the level of corruption has declined (**15.5%**; vs. 5.5% in 2021). On the contrary, in the *business community* the share of respondents who believe that the **level of corruption has decreased** is almost three times higher than the share of those who say the corruption has become worse (**45.7%** vs. 16%)



# Indicators of perception of corruption and corruption experience



- ✓ According to respondents, combating corruption is the **responsibility** of the central authorities and the NABU – this opinion has not changed since last year. As for the assessments of the **effectiveness of anticorruption efforts**, they show a substantial and statistically significant **growth** in respect of all government agencies among both the population and businesses
- ✓ In the opinion of the *population*, the highest risk of encountering corruption is present for those who contact **the law enforcement agencies**, receive services involving connection to **power, gas, and water supply networks**, and apply to **service centers of the MIA**. In the opinion of *businesses*, the ranking of the most corrupt sectors (much like in 2021) is topped by **customs control, construction and land relations**, as well as **electricity, gas, and water supply**
- ✓ In the past 12 months, **corrupt relations** were initiated by 11.9% of the Ukrainian population and 3.0% of representatives of businesses. Meanwhile, 17.1% of the population and 7.9% of businesses were involved in corrupt relations because of **demands** made by representatives of the authorities or organizations and institutions in the relevant sectors



There is a discernible gradual **increase** in the share of population with a **negative attitude towards manifestations of corruption**: in 2021 this share reached almost one half (49.4%), and in 2022 it significantly *exceeded one half of the population* and is now at **57.4%**. The share of the anti-corruption minded *businesses* continues to be higher than the relevant share of the *population* and has also grown in 2022 to **60.3%**



The shares of the population and businesses that had their **own experience of corruption** (based on the self-assessment by respondents of their involvement in corruption) **decreased** in 2022: from 26% to **17.7%** and from 21.6% to **15.4%**, respectively



The share of citizens **willing to report** facts of manifestations of corruption decreased in 2020 but increased in 2021 to 9.8% among the population and to 22.7% among businesses and continues to **rise** in 2022: to **11.2%** and **26.2%**, respectively

- ✓ The share of respondents who **reported incidents of corruption** against them to the relevant authorities increased from 3.3% in 2020 to **5.2%** in 2022) among the *population*, even though this indicator is still very low; it is almost twice as high in the business community – **12.8%**. The indicators of 2021 and 2022 do not show any statistically significant differences, which makes it safe to say that there is no discernible upward trend in the share of respondents who report corruption
- ✓ The shares of respondent who **approve of the activity of whistleblowers** decreased in 2021, but **increased** in 2022: the absolute majority of the population (**65.1%**) and businesses (**86.0%**) approve of their activity
- ✓ Only 13.4% of the population could be considered **aware** of the guarantees of legal protection for whistleblowers in 2021; this indicator **declined** to **8.4%** in 2022



**EUACI** EUROPEAN UNION  
ANTI-CORRUPTION  
INITIATIVE

This program is funded by the European Union and co-funded and implemented by the Ministry of Foreign Affairs of Denmark



**MINISTRY OF FOREIGN AFFAIRS  
OF DENMARK**

This presentation was prepared by Info Sapiens with the financial support of the European Union Anti-Corruption Initiative in Ukraine (EUACI). The EUACI is funded by the EU and co-funded and implemented by the Ministry of Foreign Affairs of Denmark. The opinions, conclusions, and recommendations presented in this publication are those of the authors and do not necessarily reflect the official position of the European Union or the EUACI