

ТОВ «ІНФО САПІЄНС»

01133, Київ, б-р Лесі Українки 34

Код ЄДРПОУ 42436094

+38066 410 5763

[info@sapiens.com.ua](mailto:info@sapiens.com.ua)

[www.sapiens.com.ua](http://www.sapiens.com.ua)



LLC «INFO SAPIENS»

01133, Kyiv, 34 Lesi Ukrainky Blvd.

Registered in Ukraine 42436094

+38066 410 5763

[info@sapiens.com.ua](mailto:info@sapiens.com.ua)

[www.sapiens.com.ua](http://www.sapiens.com.ua)

23 April, 2022

Contact person:

Inna Volosevych

[inna.volosevych@sapiens.com.ua](mailto:inna.volosevych@sapiens.com.ua)

**Ukraine is recovering: the share of those who continue to work or study despite the war has risen from 53% in March to 64% in April.**

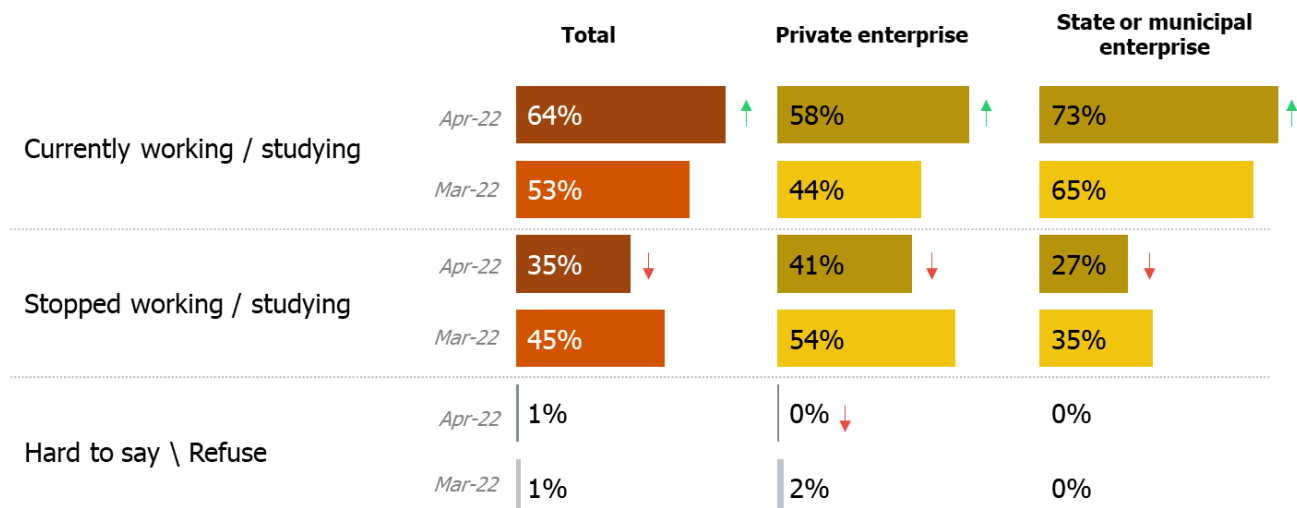
**At the same time, the financial situation is deteriorating: if in March 14% said that without a salary, they would only have enough money for a month, now there are already 19%.**

According to the all-Ukrainian nationally representative poll Omnibus, conducted by Info Sapiens on 10-14 April, 2022, if in March only 53% of those who worked/studied before the war, continued to work/study, there are 64% of those now

The situation is worse in the private sector than in the public sector: 58% continue to work against 73% in the public sector.

## FOR THE LAST 4 WEEKS YOU...

(% those who worked or studied at the beginning of the war, N = 620)



April 2022. Total: N=620, Private enterprise: n=373, State or municipal enterprise: n=153

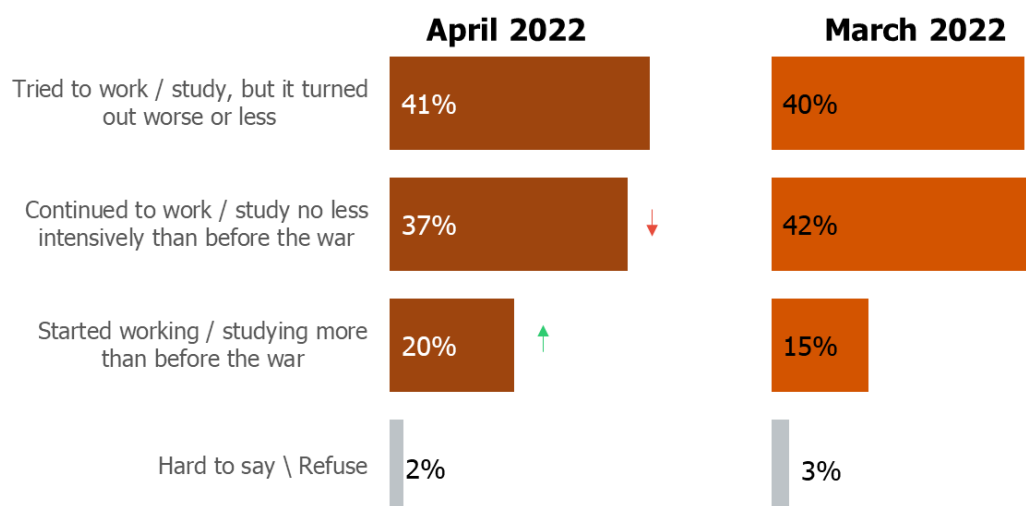
March 2022. Total: N=657, Private enterprise: n=409, State or municipal enterprise: n=144



The efficiency of work/study is also increasing: if in March 15% said that they started working or studying better than before the war, now there are 20%. However, 41% still say they work or study less or worse.

## FOR THE LAST 4 WEEKS YOU...

(% those who have not stopped working or studying in the last 4 weeks, N = 403)



April 2022: N=403  
March 2022: N=349

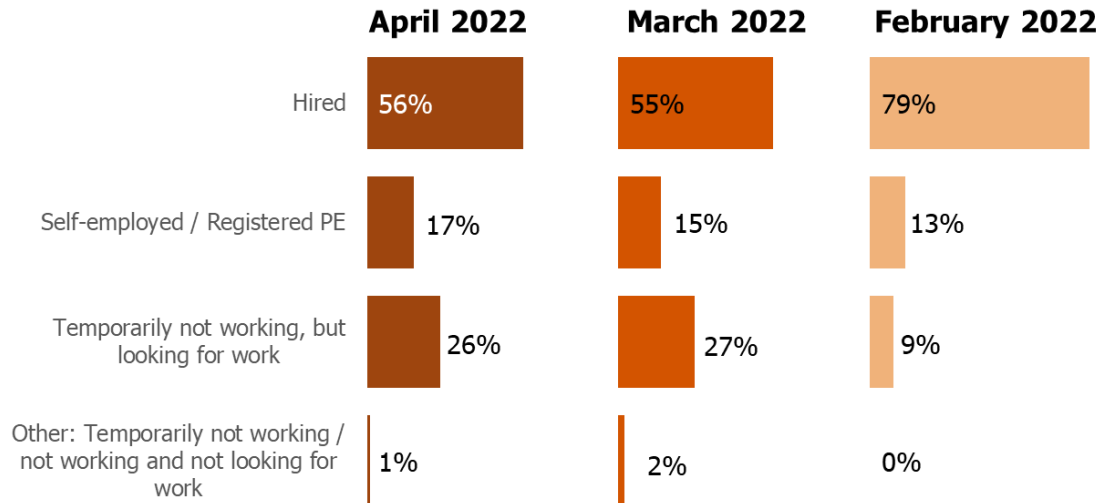
At the same time, despite this revival, the share of the unemployed in the Ukrainian labor force remains at the level of March – 26%<sup>1</sup>.

<sup>1</sup> Here and further, the data for February are not quite comparable, firstly, because they were conducted using different methods, and secondly, because the telephone survey does not take into account the opinion of Ukrainians who have gone abroad. At the same time, we believe that these data can be compared at the level of trends



## PLEASE NAME YOUR MAIN OCCUPATION

(% labor force - those who work or are looking for work, N = 608)



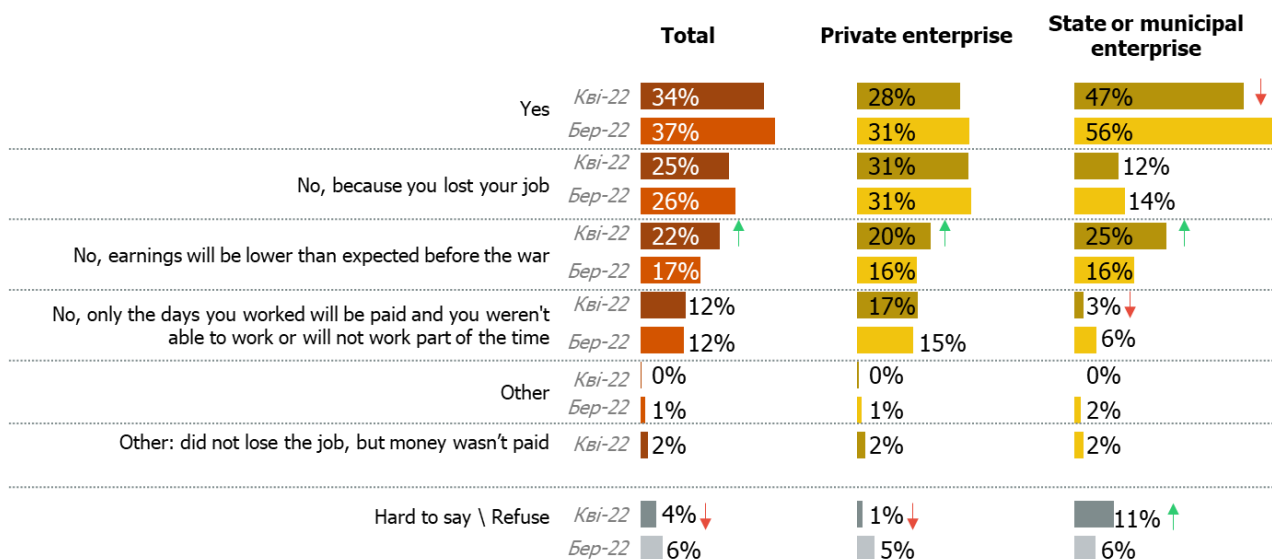
April 2022: N=608  
 March 2022: N=599  
 February 2022: N=612

Only 34% of Ukrainians who worked at the beginning of the war received a full salary in April. Another 34% will be paid partially (in March there were 29%, in other words, the situation is still improving), and 25% will not receive it at all.

There are even more among private sector workers: 37% will be paid partially, and another 31% will not receive it at all.

## WILL YOU GET YOUR EARNINGS FULLY FOR APRIL?

(% those who worked at the beginning of the war, N = 578)



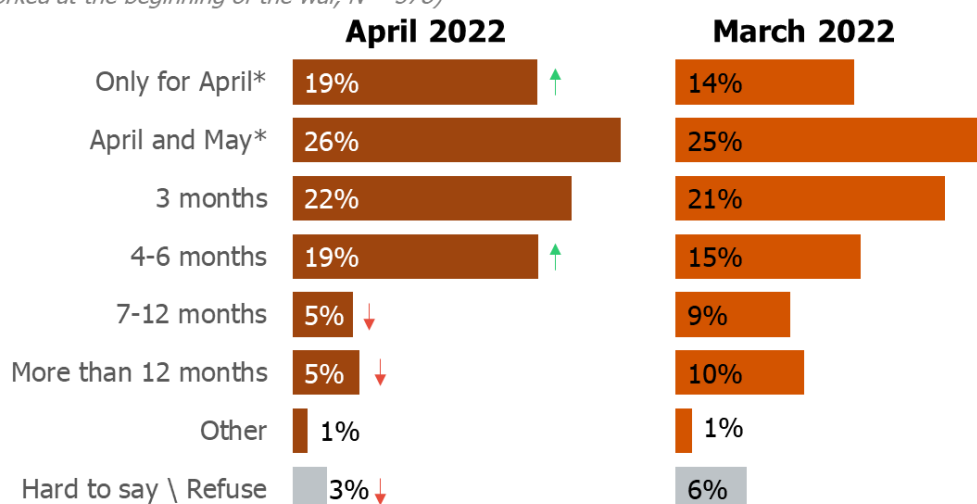
April 2022. Total: N=578, Private enterprise: n=373, State or municipal enterprise: n=153  
 March 2022. Total: N=611, Private enterprise: n=409, State or municipal enterprise: n=144



Most Ukrainians say that without a salary they will have enough income for 1-3 months: 19% - only for April (and in March there were 14%), 26% - for April and May, 22% - for 3 months.

## IF YOU STOP RECEIVING SALARIES, HOW LONG WILL YOUR HOUSEHOLD HAVE ENOUGH MONEY FOR FOOD AND OTHER NECESSARY EXPENSES?

(% those who worked at the beginning of the war; N = 578)



April 2022: N=578  
March 2022: N=611

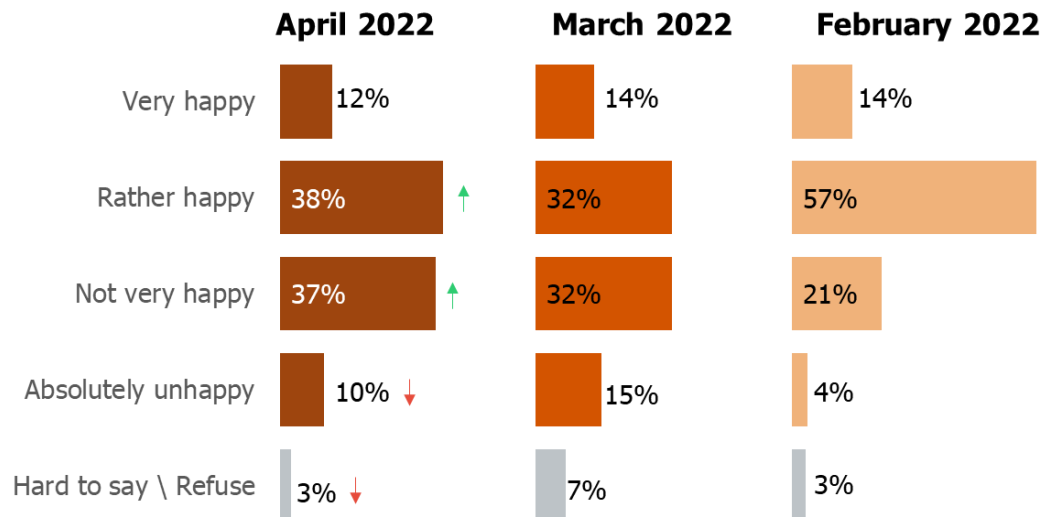
\* In March 2022, accordingly, "Only for March" and "March and April"

Along with the employment recovery, the psychological state has also improved: 50% consider themselves happy, while in March there were 46%. The share of the completely unhappy decreased from 15% to 10%.



## IN GENERAL, YOU CAN SAY THAT YOU ...

Among all respondents



April 2022: N=1000  
March 2022: N=1000  
February 2022: N=1000

### Research Information

The Omnibus sample consists of 1000 respondents. The survey was conducted by CATI (computer-assisted telephone interviews) based on a random sample of mobile phone numbers. The sample is representative of the population aged 16 years old and older by gender, age, size of settlement and region of residence. The Autonomous Republic of Crimea and the city of Sevastopol were removed from the study. In Donetsk and Luhansk oblasts, the survey was conducted only in the territories controlled by Ukraine. Also, the survey does not cover Ukrainians who have gone abroad, and residents of occupied settlements where there is no connection.

The maximum theoretical error does not exceed 3.1%. The survey was conducted on 10-14 April, 2022.

### About Info Sapiens

The research agency Info Sapiens specializes in conducting public opinion surveys, behavioral measurements and in analysing data from secondary sources. Info Sapiens team complies with the ICC/ESOMAR International Code of Marketing and Social Research Practice.

More information about the company and its activities can be found on the [site](#) or page of the company on [Facebook](#).