

ТОВ «ІНФО САПІЄНС»

01133, Київ, б-р Лесі Українки 34

Код ЄДРПОУ 42436094

+38066 410 5763

info@sapiens.com.ua

www.sapiens.com.ua



LLC «INFO SAPIENS»

01133, Kyiv, 34 Lesi Ukrainky Blvd.

Registered in Ukraine 42436094

+38066 410 5763

info@sapiens.com.ua

www.sapiens.com.ua

April 5, 2022

Contact:

Inna Volosevych

inna.volosevych@sapiens.com.ua

66% of Ukrainians suffered losses due to the war, most often the loss of income or work.

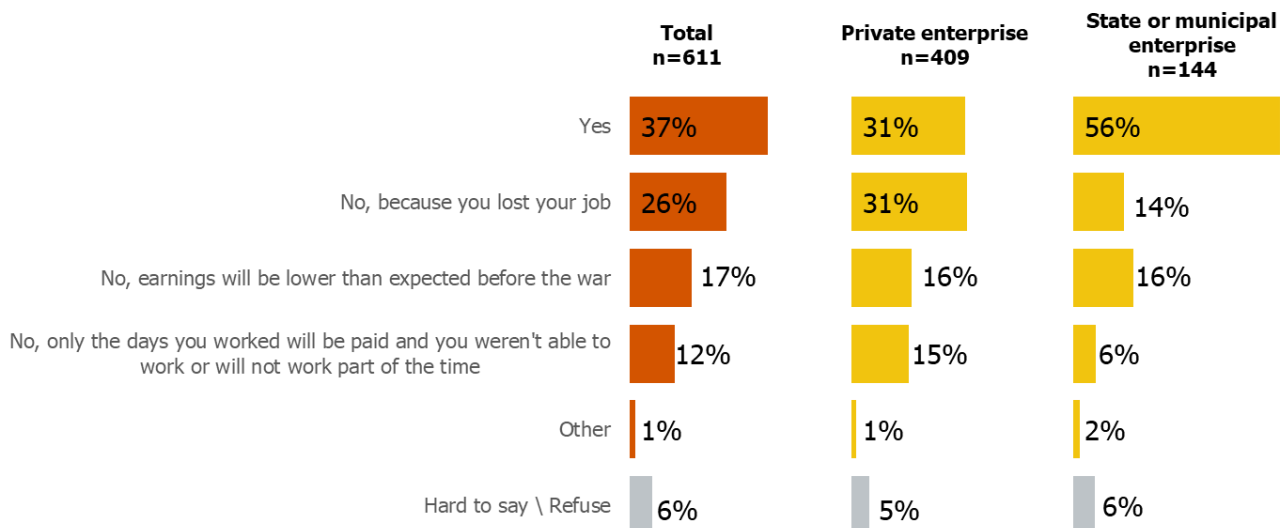
57% of those who worked before the war did not receive a full salary for March, in particular, 26% did not receive it at all.

According to the all-Ukrainian nationally representative Omnibus poll conducted by Info Sapiens on March 24-28, 2022, only 37% of Ukrainians who were working at the beginning of the war would receive a full salary for March. Another 29% will receive some part of a salary, and 26% will not receive any salary at all.

Among private sector workers: 31% will receive some part of a salary, and another 31% will not receive one at all.

WILL YOU GET YOUR EARNINGS FULLY FOR MARCH?

(% those who worked at the beginning of the war, N = 611)

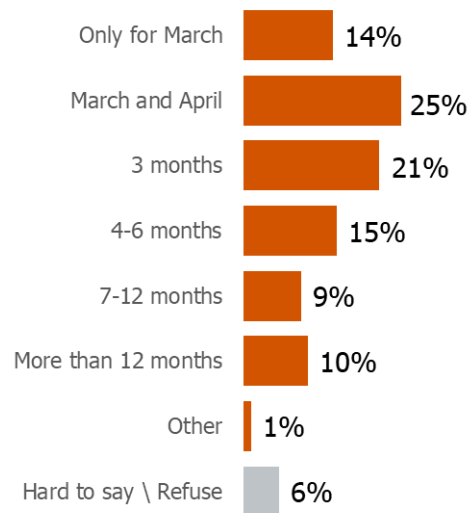




Most Ukrainians say that without a salary, they have enough funds for 1-3 months: 14% - only for March, 25% - for March and April, 21% - for 3 months.

IF YOU STOP RECEIVING SALARIES, HOW LONG WILL YOUR HOUSEHOLD HAVE ENOUGH MONEY FOR FOOD AND OTHER NECESSARY EXPENSES?

(% those who worked at the beginning of the war; N = 611)

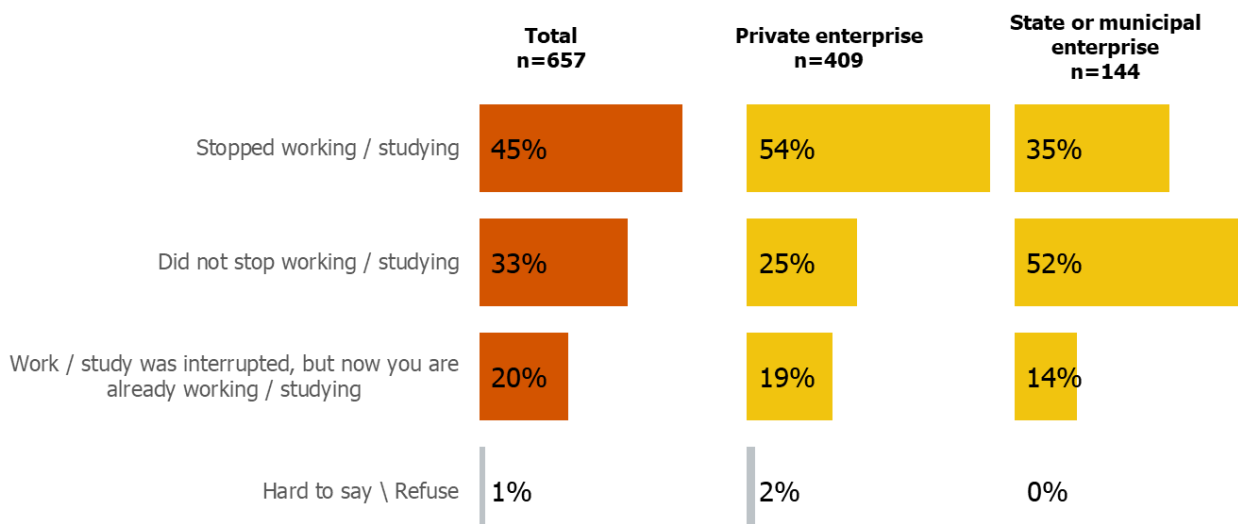


At the same time, there is a positive trend. 20% of those who interrupted their work or study due to the war have now resumed it. Only a third did not stop working or studying because of the war.

Again, the situation in the private sector is worse than in the public sector: only 25% have not stopped working and 54% have stopped.

FOR THE LAST 4 WEEKS YOU...

(% those who worked or studied at the beginning of the war; N = 657)

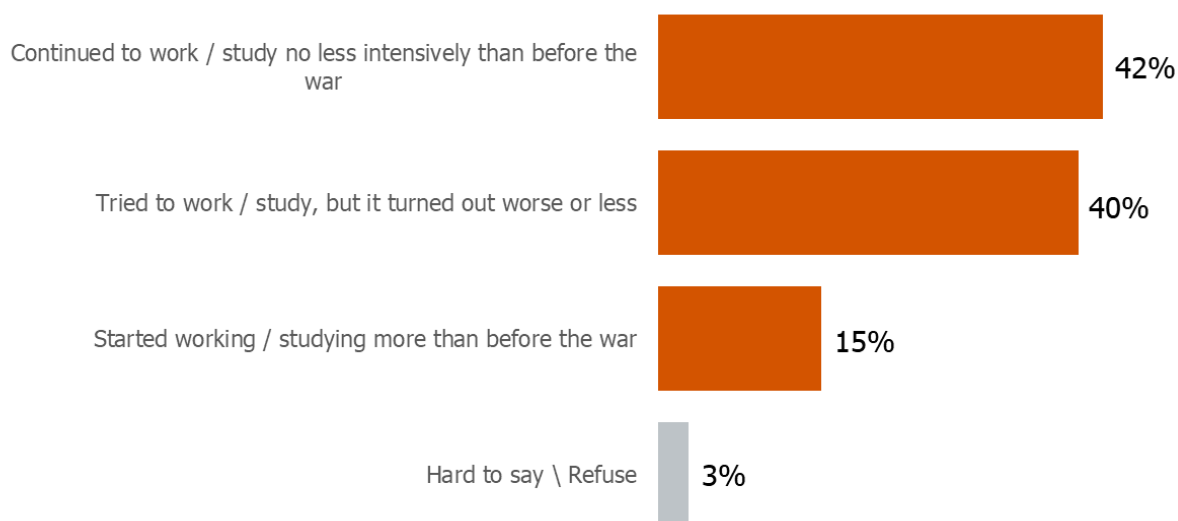




Of those who worked or studied in the last 4 weeks, 40% said they worked worse or less than before the war, but 15% said they worked more.

FOR THE LAST 4 WEEKS YOU...

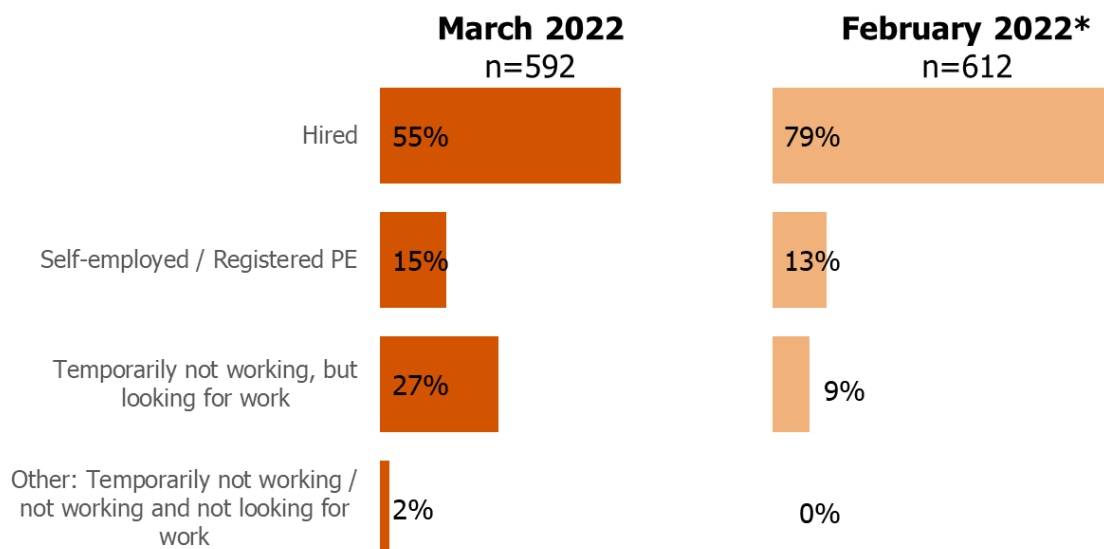
(% those who have not stopped working or studying in the last 4 weeks, N = 349)



In general, the share of unemployed Ukrainians increased from 9% in February to 27% in March.'

PLEASE NAME YOUR MAIN OCCUPATION

(% labor force - those who work or are looking for work, N = 592)



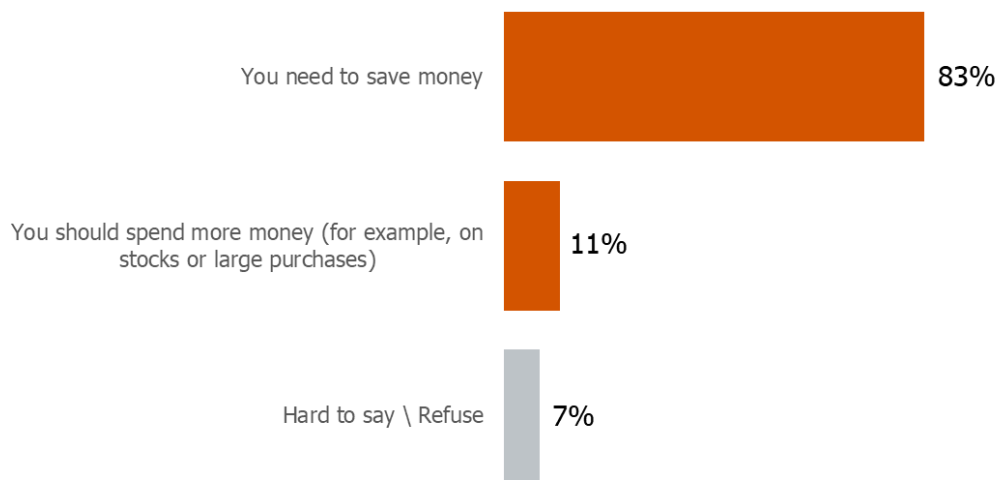
*February 2022: nationally representative poll Omnibus Info Sapiens 1000 respondents by personal interview at the respondent's home. The polls are not entirely comparable, firstly, because they were conducted by different methods, and secondly, because the telephone survey does not take into account the opinion of Ukrainians who have gone abroad. At the same time, we believe that these data can be compared at the level of trends



Accordingly, 83% of Ukrainians believe that it is better to save money now, and only 11% - that now it is better to spend more money (for example, for reserves or large purchases).

WHAT LINE OF BEHAVIOR DO YOU FOLLOW?

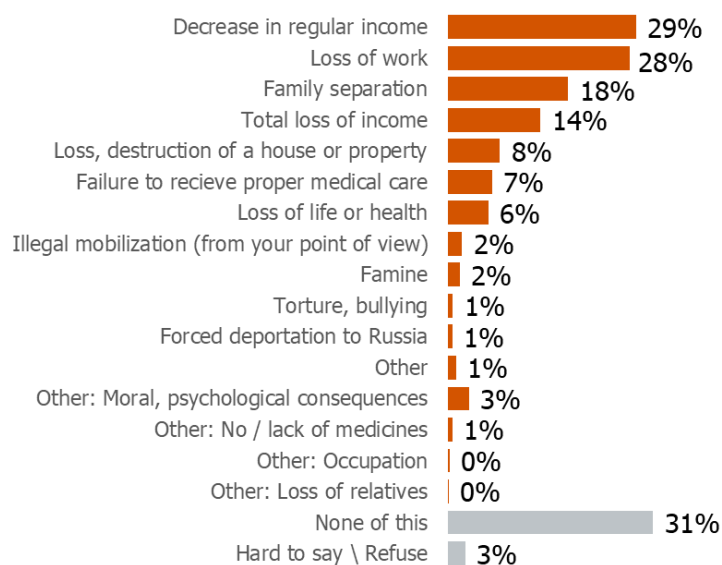
Among all respondents



In total, 66% of citizens suffered losses from the war: in particular, 43% reported a reduction or complete loss of income, 28% - loss of job, 18% - family separation, 8% loss or destruction of home or property, 7% - providing improper medical care, 6% - loss of life or health among family members.

WHAT NEGATIVE CONSEQUENCES OF THE WAR DID YOU FEEL IN YOUR FAMILY?

Among all respondents



Ukrainians are most afraid of losing their lives or health as a result of the war (52%).

WHAT NEGATIVE CONSEQUENCES OF WAR ARE YOU AFRAID OF FROM THE SAME LIST?

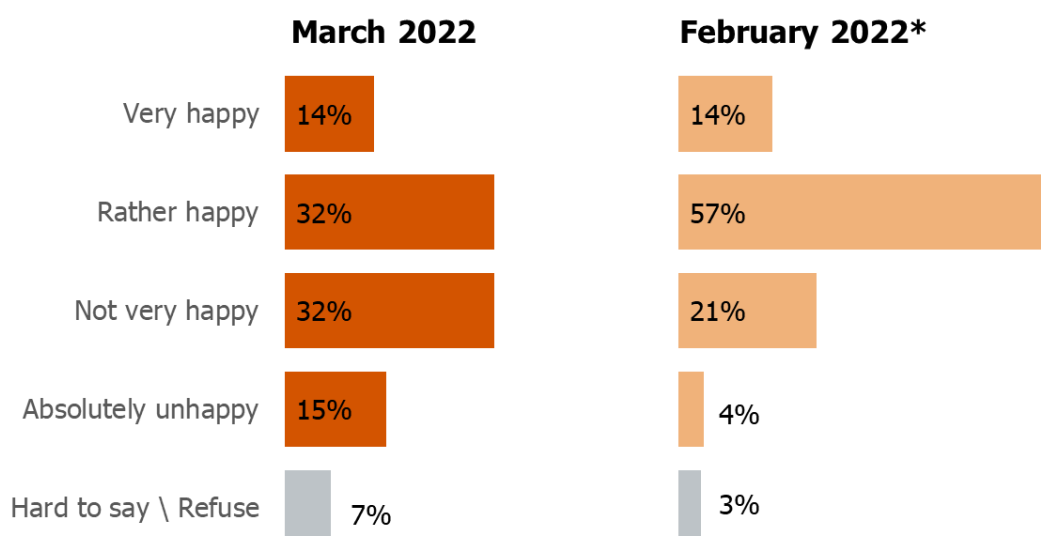
Among all respondents



Speaking of the psychological state, the share of unhappy Ukrainians has doubled. If in February, before the invasion, the share constituted 25%, now it is 47%. However, the share of the very happy remained unchanged - 14%. Probably, those are people with a very positive attitude or those who are happy to have escaped the horrors of war.

IN GENERAL, YOU CAN SAY THAT YOU ...

Among all respondents



**February 2022: nationally representative poll Omnibus Info Sapiens 1000 respondents by personal interview at the respondent's home. The polls are not entirely comparable, firstly, because they were conducted by different methods, and secondly, because the telephone survey does not take into account the opinion of Ukrainians who have gone abroad. At the same time, we believe that these data can be compared at the level of trends*



Research information

The sample of Omnibus consists of 1000 respondents. The research was conducted using the CATI method (computer-assisted telephone interviews) based on a random sample of mobile phone numbers. The sample is representative of the population aged 16 and older, by sex, age, size of settlement and region of residence. The Autonomous Republic of Crimea and the city of Sevastopol were excluded from the research, and in the Donetsk and Luhansk oblasts the survey was conducted only in the territories controlled by Ukraine. Also, the poll does not cover Ukrainians who have gone abroad and residents of occupied settlements where there is no connection.

The maximum theoretical error does not exceed 3.1%. The poll was conducted on March 24-28, 2022.

About Info Sapiens

The research agency Info Sapiens specializes in conducting public opinion polls, behavioral measurements and analysis of data from secondary sources. The company adheres to all ESOMAR research standards.

More information about the company and its activities can be found on the [company's website](#) or [Facebook page](#).