

Public opinion survey on the situation in the country during COVID-19 pandemic



March 2020



Inna Volosevych
inna.volosevych@sapiens.com.ua

Dmytro Belanenko
dmytro.belanenko@sapiens.com.ua

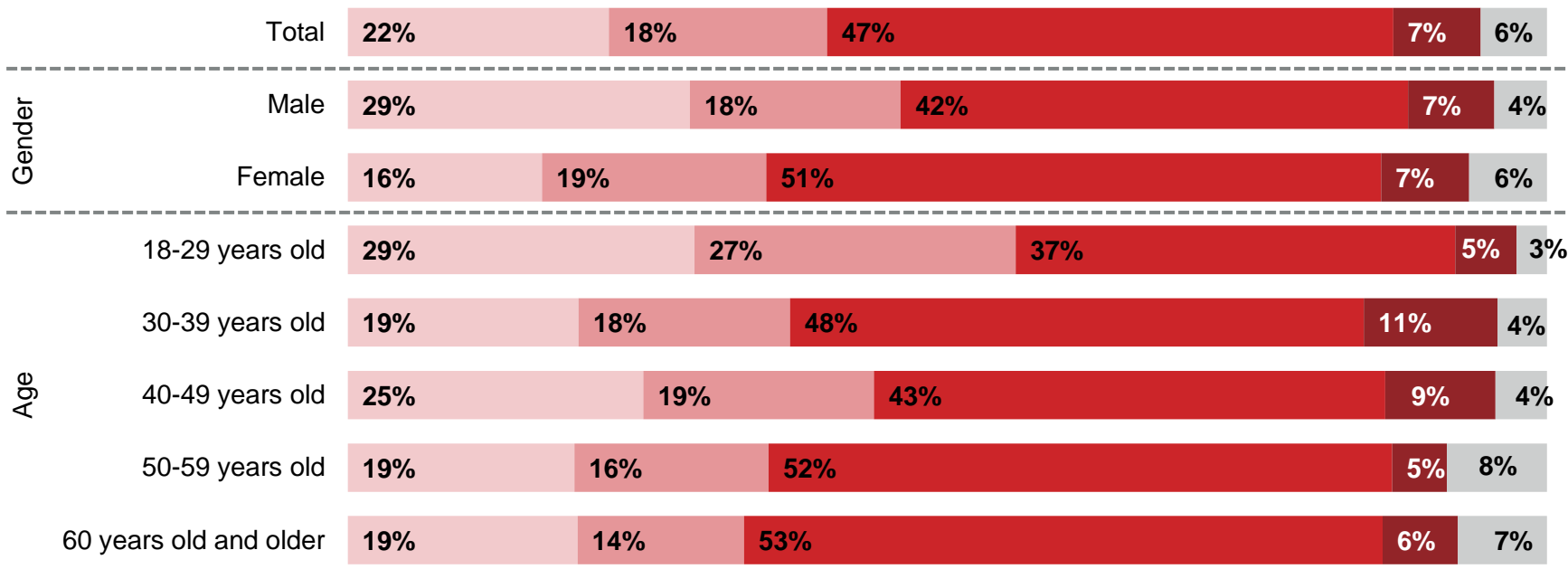
Dmytro Savchuk
dmytro.savchuk@sapiens.com.ua

Methodology



- The survey sample size is **809 respondents**.
- The survey was conducted using **CATI** (computer-assisted telephone interviews) based on a random sampling of mobile phone numbers.
- The sample is **representative of the adult population** (aged 18 years old and older) of Ukraine by sex, age, size of settlement, and region of residence. The study excluded the Autonomous Republic of Crimea, and the survey was conducted only in the territories controlled by Ukraine in Donetsk and Luhansk oblasts.
- The maximum theoretical **error does not exceed 3.4%**.
- The survey was conducted on **March 25-29, 2020**.

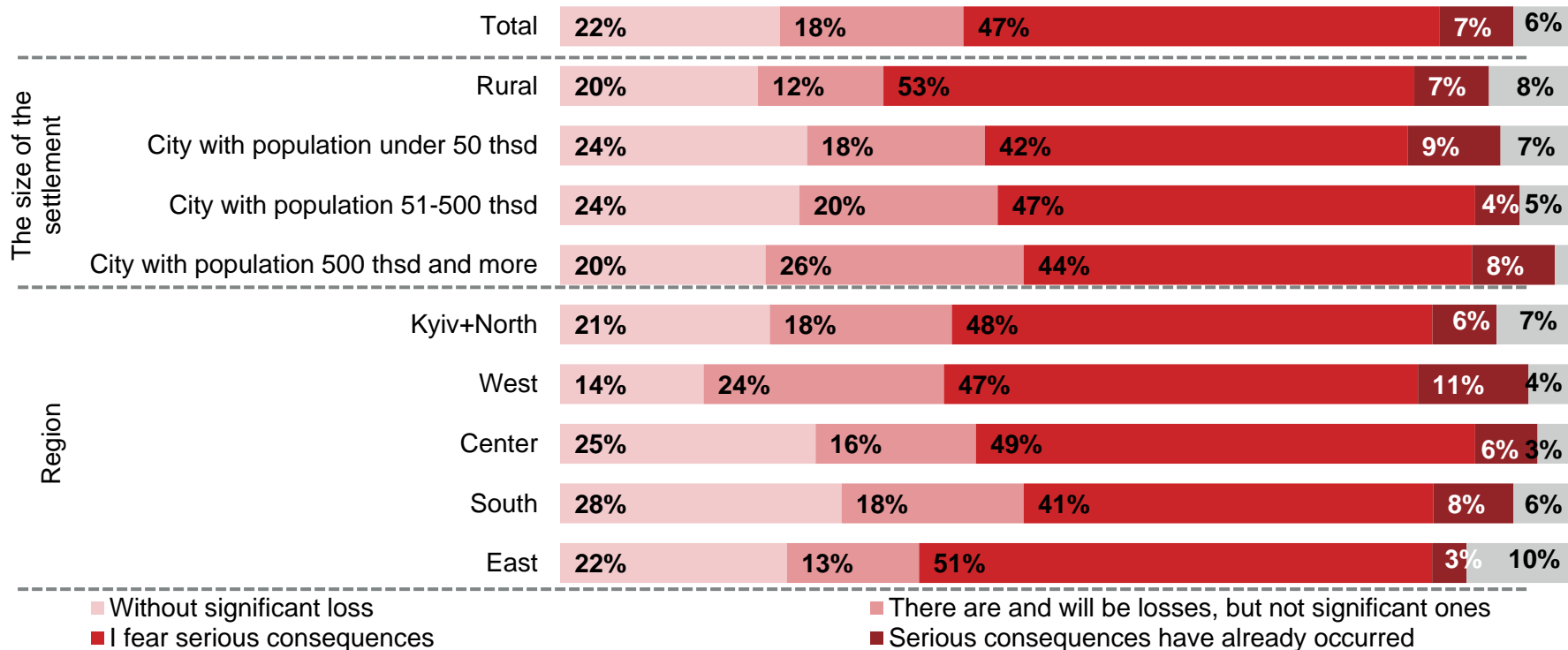
40% of Ukrainians expect to undergo the epidemic without significant loss



- Without significant loss
- There are and will be losses, but not significant ones
- I fear serious consequences
- Serious consequences have already occurred

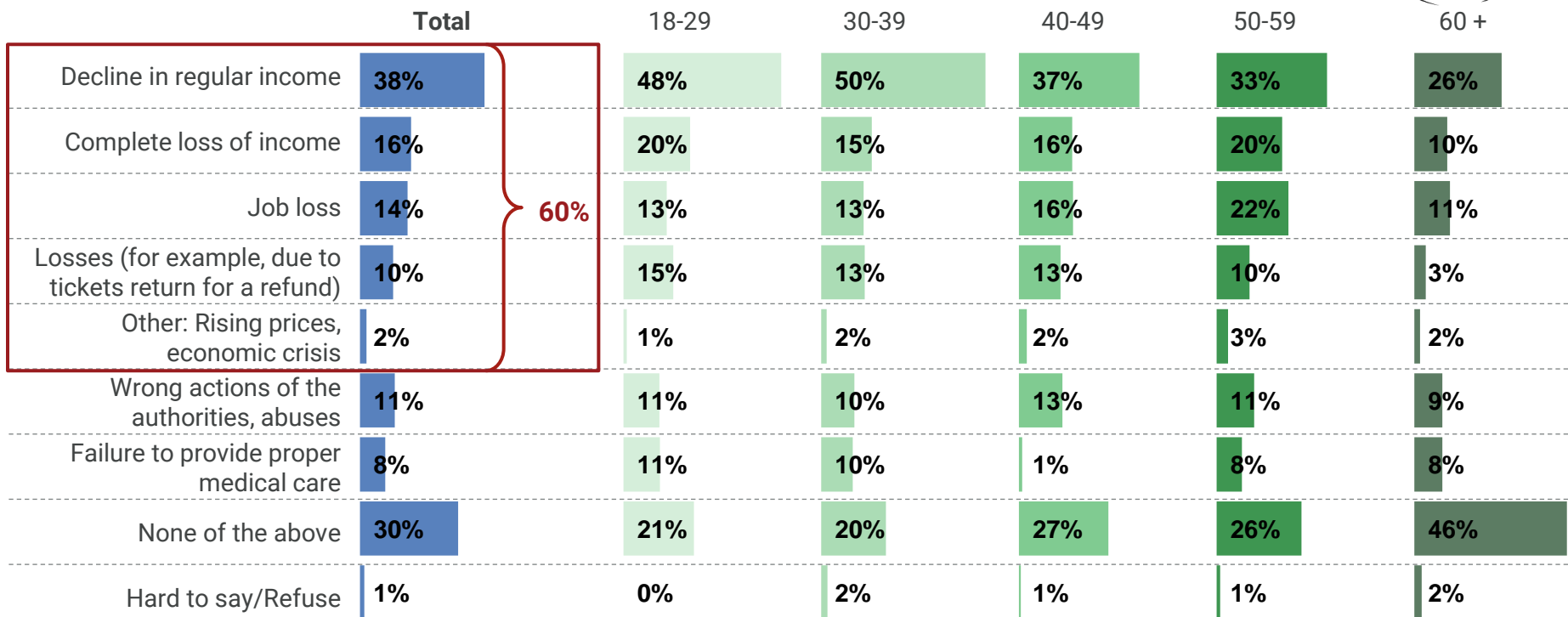
WHAT ARE YOUR EXPECTATIONS - HOW WILL YOU AND YOUR FAMILY UNDERGO PANDEMIC (EPIDEMIC) OF CORONAVIRUS? n = 809

The largest number of optimists is in the South - 46%



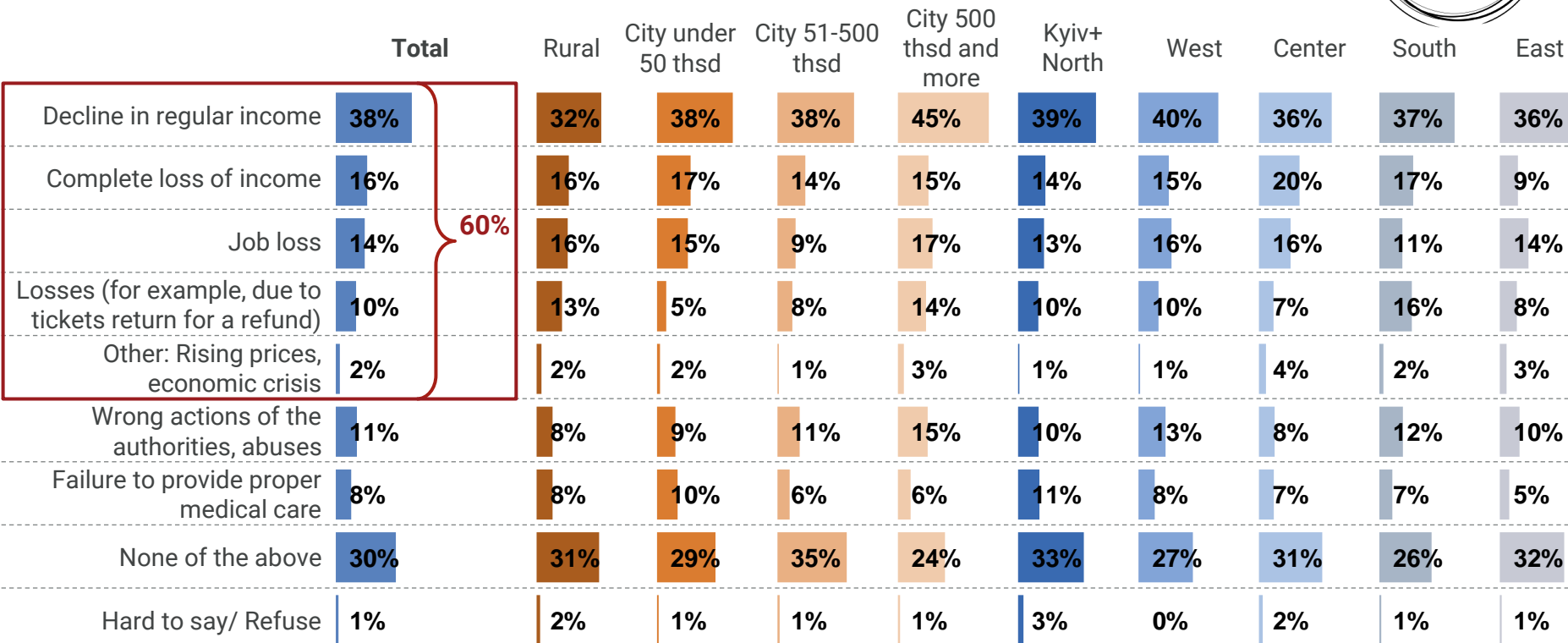
WHAT ARE YOUR EXPECTATIONS - HOW WILL YOU AND YOUR FAMILY UNDERGO PANDEMIC (EPIDEMIC) OF CORONAVIRUS? n = 809

69% of Ukrainians were affected by the epidemic, in particular, 60% reported financial losses



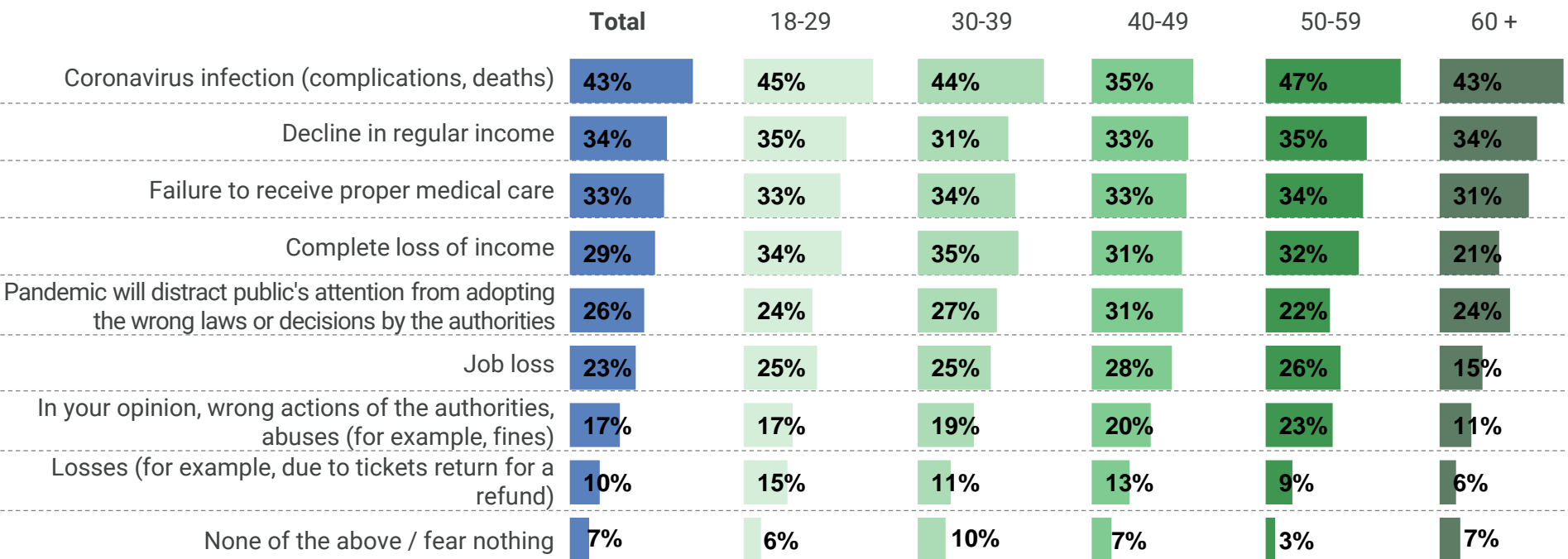
WHAT NEGATIVE CONSEQUENCES OF THE CORONAVIRUS PANDEMIC (EPIDEMIC) HAVE YOU EXPERIENCED IN YOUR FAMILY? n = 809

Citizens of big cities have most frequently reported losses from the epidemic



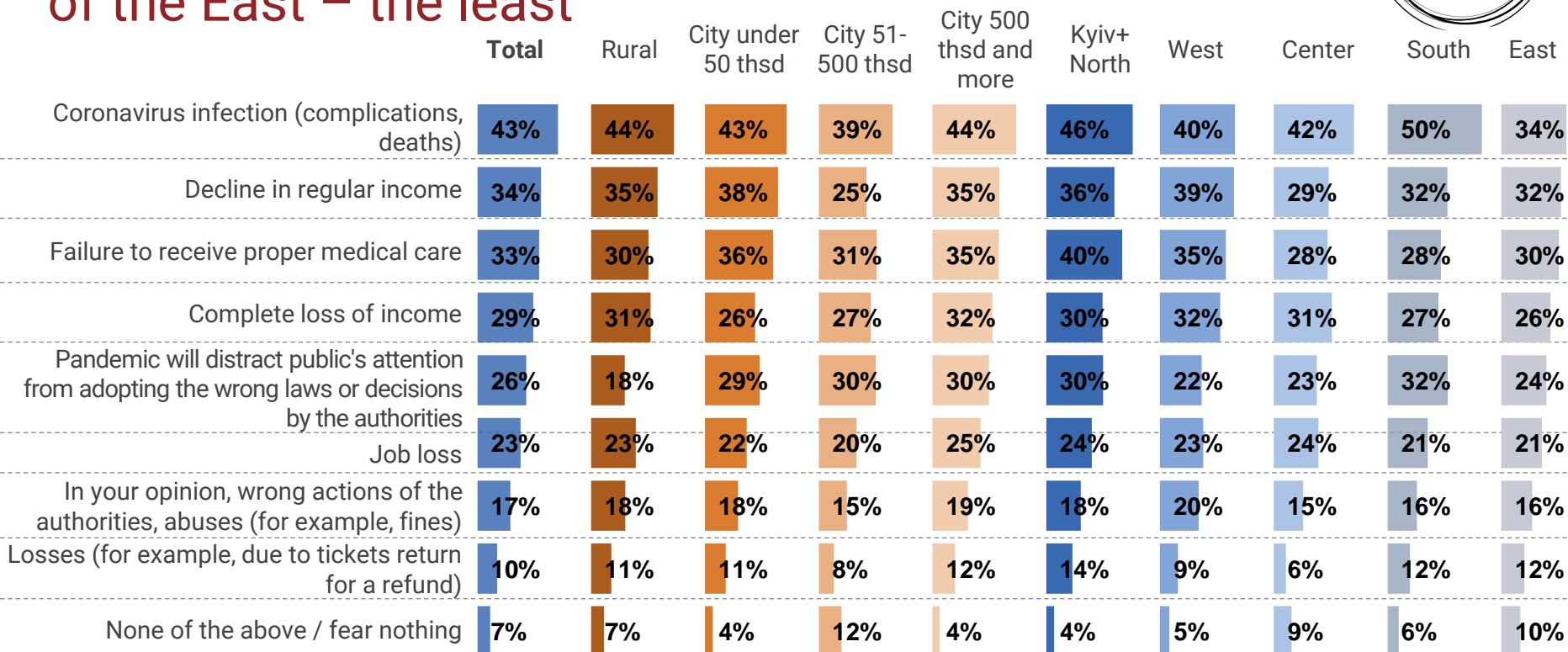
WHAT NEGATIVE CONSEQUENCES OF THE CORONAVIRUS PANDEMIC (EPIDEMIC) HAVE YOU EXPERIENCED IN YOUR FAMILY? n = 809

Ukrainians are afraid of coronavirus infection the most, only 7% are not afraid of the consequences of the epidemic



WHAT NEGATIVE CONSEQUENCES OF THE CORONAVIRUS PANDEMIC (EPIDEMIC) ARE YOU AFRAID OF? n = 809

The citizens of the South are most likely to be afraid of the coronavirus infection and the citizens of the East – the least



WHAT NEGATIVE CONSEQUENCES OF THE CORONAVIRUS PANDEMIC (EPIDEMIC) ARE YOU AFRAID OF? n = 809

43% of those who have worked or studied before quarantine continue going to work or study regularly



	Total	West	Center	South	East	Kyiv+ North
Have stopped going and do not go to work/ don't study now	41%	37%	44%	39%	33%	48%
Continue going to work / study	42%	43%	44%	47%	45%	35%
Did not go to work / study, but you do now	1%	0%	1%	0%	2%	3%
Have worked or studied remotely in the past and the same now	12%	18%	7%	9%	15%	12%
Other	0%	0%	0%	0%	0%	0%
Other: I go to work / study, but not regularly	1%	1%	1%	2%	1%	1%
Other: I do not go - on vacation, on sick leave	1%	1%	1%	2%	4%	0%
Hard to say/ Refuse	0%	0%	2%	0%	0%	0%

OVER THE PAST TWO WEEKS YOU... (By region). Those who have worked or studied in the last 2 weeks, n=407

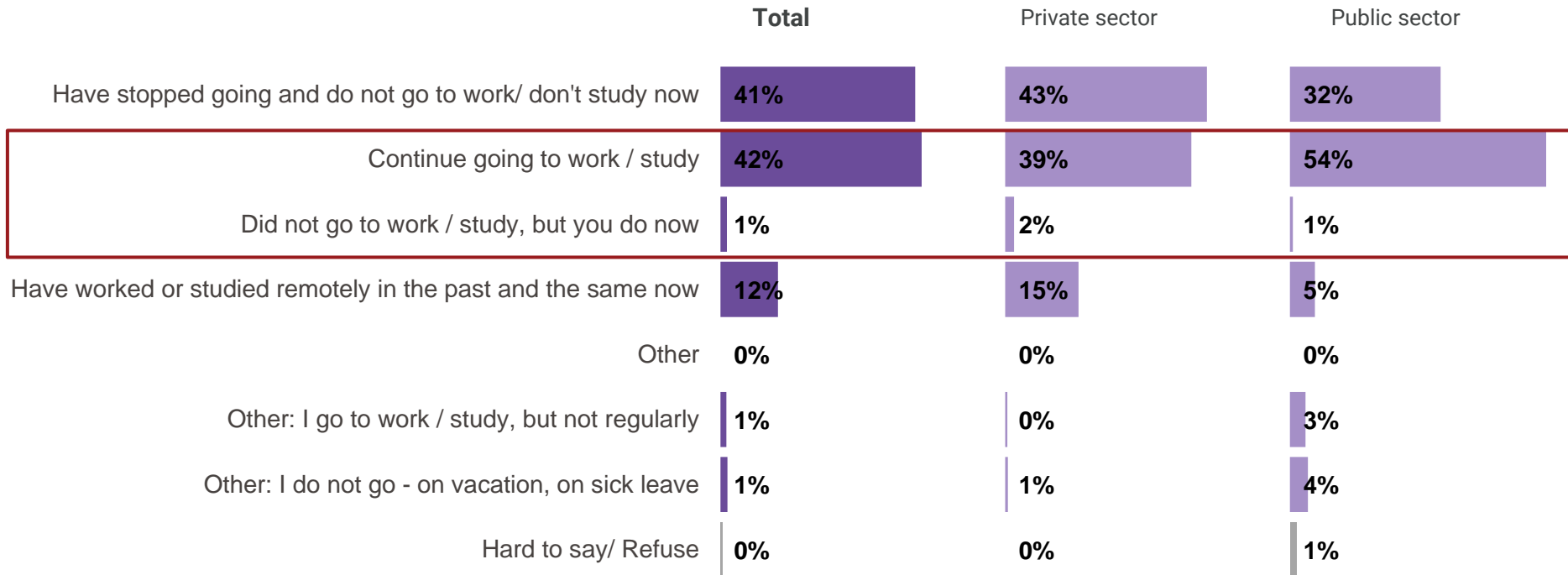
The citizens of rural area and small towns are more likely to go to work or study than those in cities with the population of 50 thousands or more



	Total	Rural	City under 50 thsd	City 51-500 thsd	City 500 thsd and more
Have stopped going and do not go to work/ don't study now	41%	37%	41%	47%	42%
Continue going to work / study	42%	47%	46%	39%	38%
Did not go to work / study, but you do now	1%	0%	3%	0%	2%
Have worked or studied remotely in the past and the same now	12%	14%	6%	11%	15%
Other	0%	0%	0%	0%	0%
Other: I go to work / study, but not regularly	1%	1%	2%	0%	2%
Other: I do not go - on vacation, on sick leave	1%	1%	3%	2%	0%
Hard to say/ Refuse	0%	0%	0%	1%	1%

OVER THE PAST TWO WEEKS YOU... (by type of settlement). Those who have worked or studied in the last 2 weeks, n=407

Public sector employees are more likely to go to work than private sector employees



OVER THE PAST TWO WEEKS YOU... (by type of employment). Those who have worked or studied in the last 2 weeks, n=407

People over 60 years old are most likely to continue to work because they are most often employed in the public sector

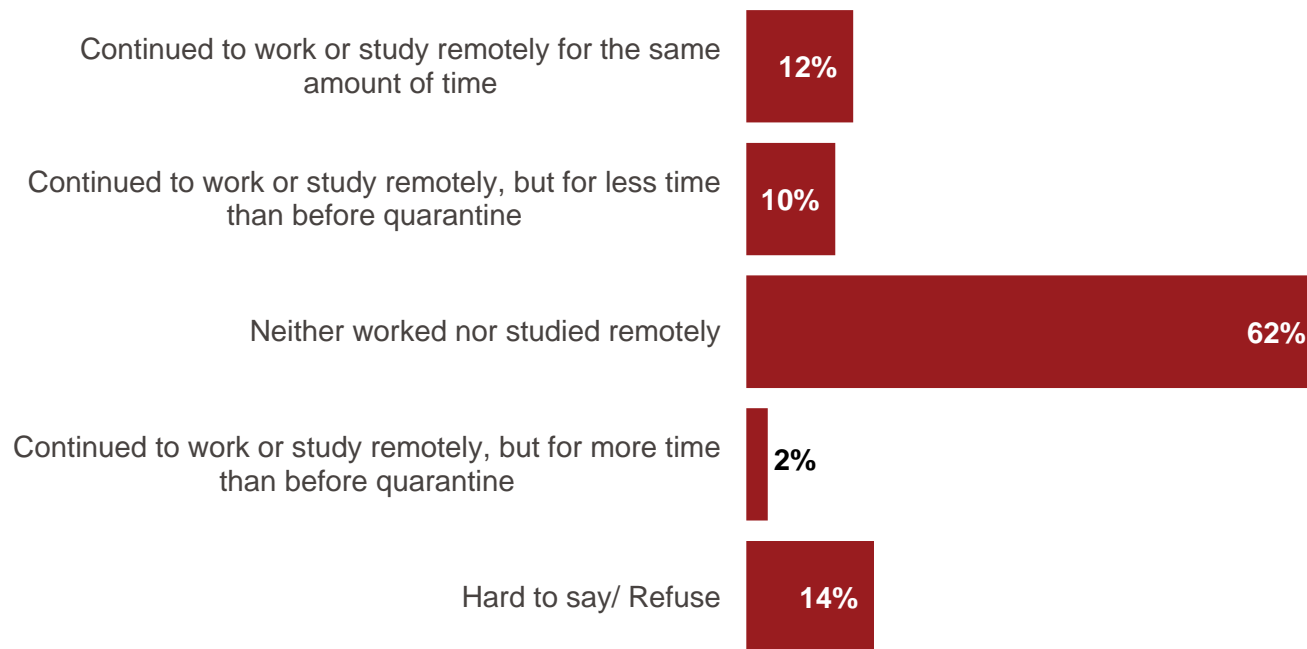


	Total	18-29	30-39	40-49	50-59	60+
Have stopped going and do not go to work/ don't study now	41%	56%	32%	43%	44%	29%
Continue going to work / study	42%	25%	49%	43%	39%	57%
Did not go to work / study, but you do now	1%	3%	0%	1%	2%	1%
Have worked or studied remotely in the past and the same now	12%	14%	14%	9%	11%	13%
Other: I go to work / study, but not regularly	1%	0%	3%	2%	1%	0%
Other: I do not go - on vacation, on sick leave	1%	2%	2%	1%	2%	0%
Hard to say/ Refuse	0%	0%	0%	1%	1%	0%

OVER THE PAST TWO WEEKS YOU... (By age). Total sample, Those who have worked or studied in the last 2 weeks, n=407



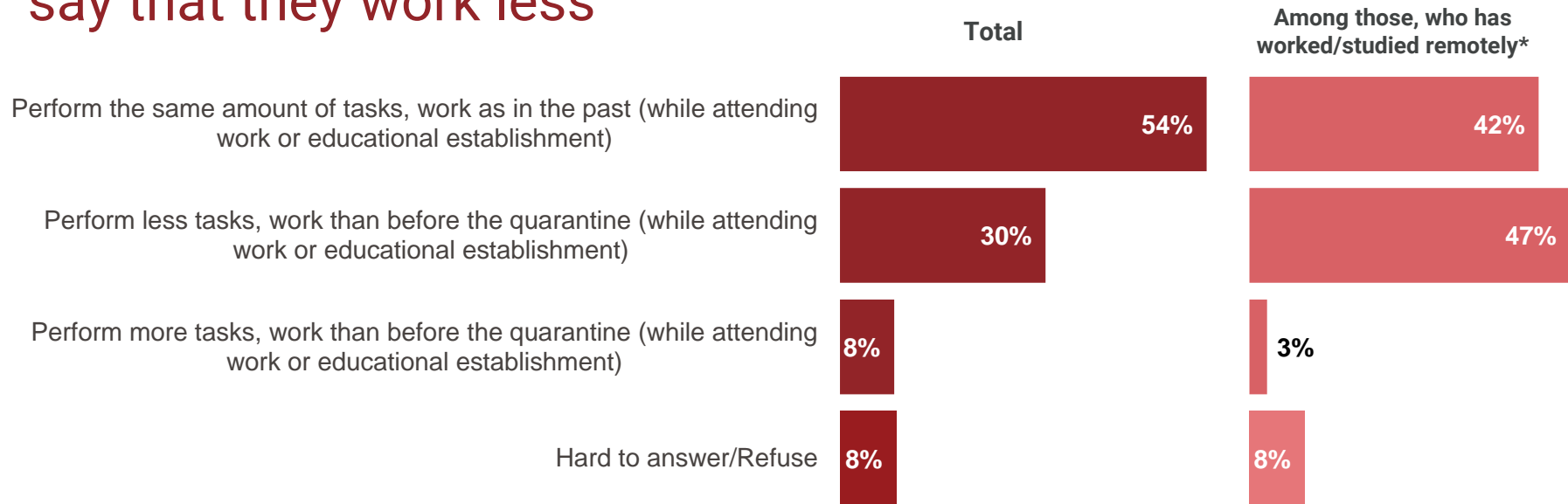
24% of those who stopped going to work or studying, continued to work or study remotely



WITHOUT VISITING THE PLACE OF WORK OR STUDY, YOU...

Among those, who has not gone to work/studied or has stopped going in the last 2 weeks, n=173

Overall, 74% of those who have worked or studied before quarantine, continue to do so. 8% of them indicate that they work more than before and 30% say that they work less

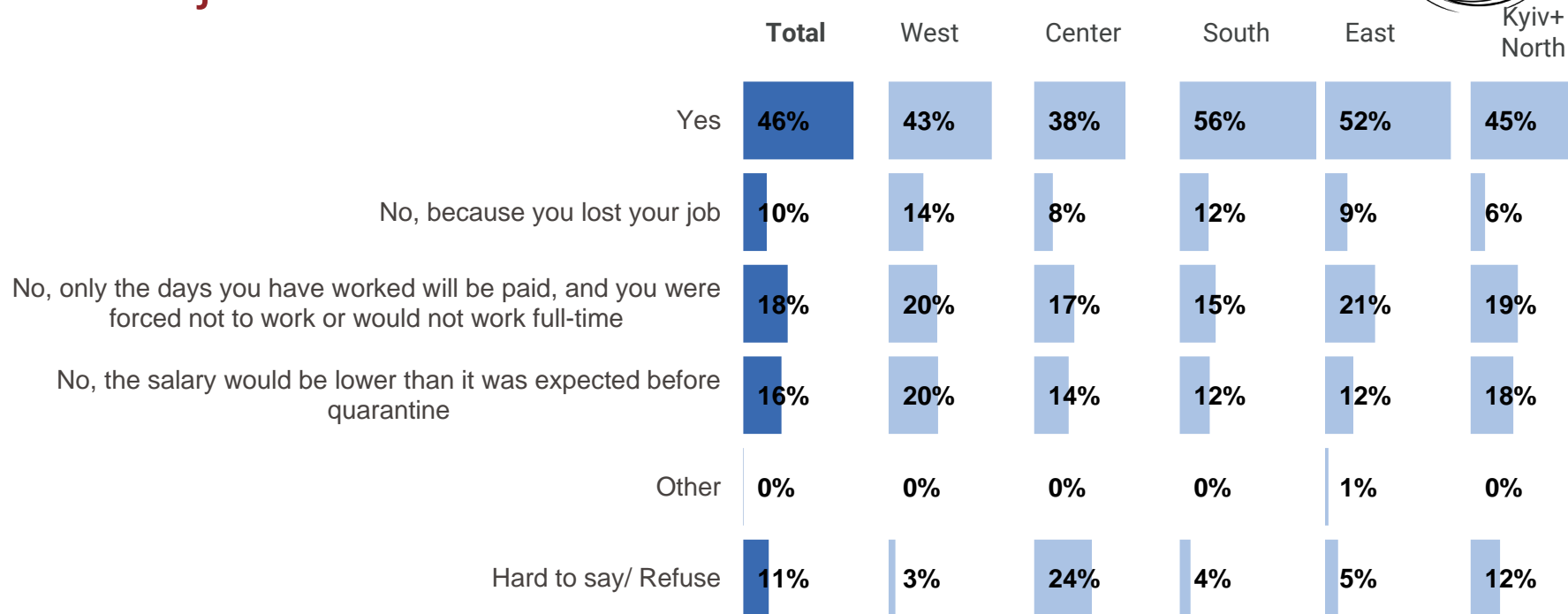


COULD YOU, PLEASE, TELL ME HOW EFFECTIVE DO YOU MANAGE TO WORK / STUDY DURING THE QUARANTINE?

Among those, who has worked/studied in the last 2 weeks (in the office or remotely), n=303

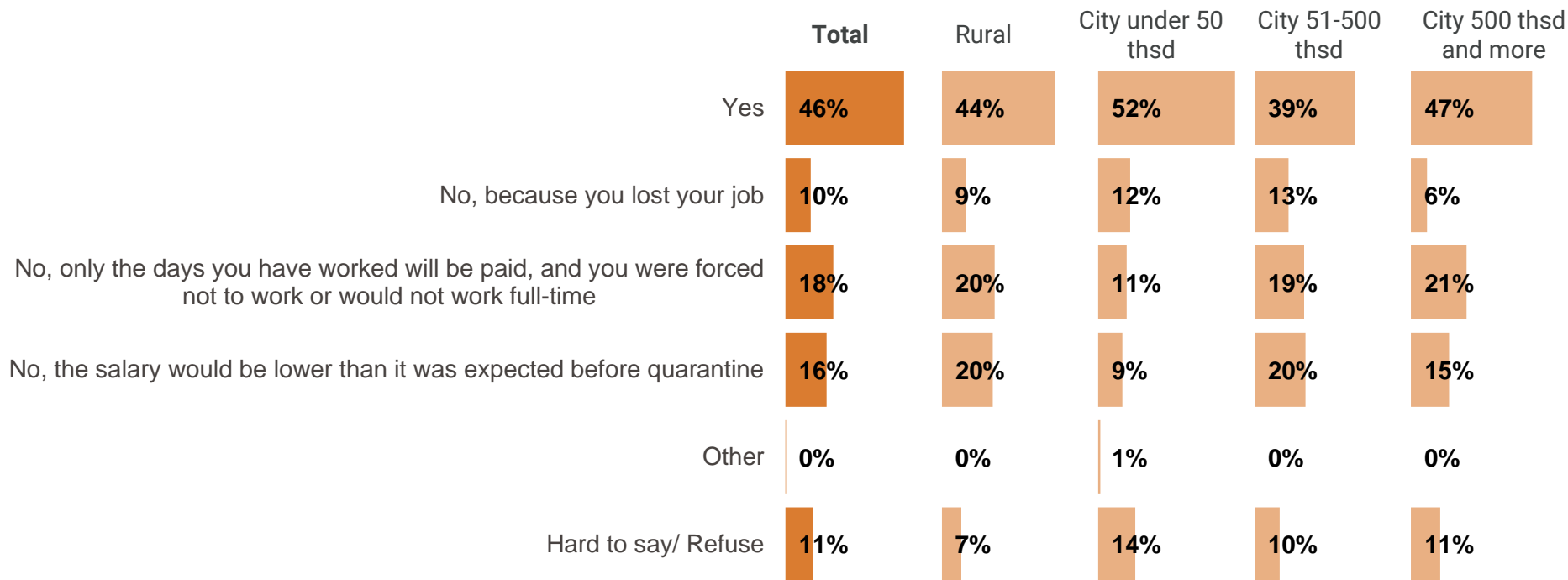
*n=42, which is not enough for reliable analysis. It is shown for indicative purposes

46% of employed people will receive the salary for March in full, while 44% will not. Every tenth employee lost the job



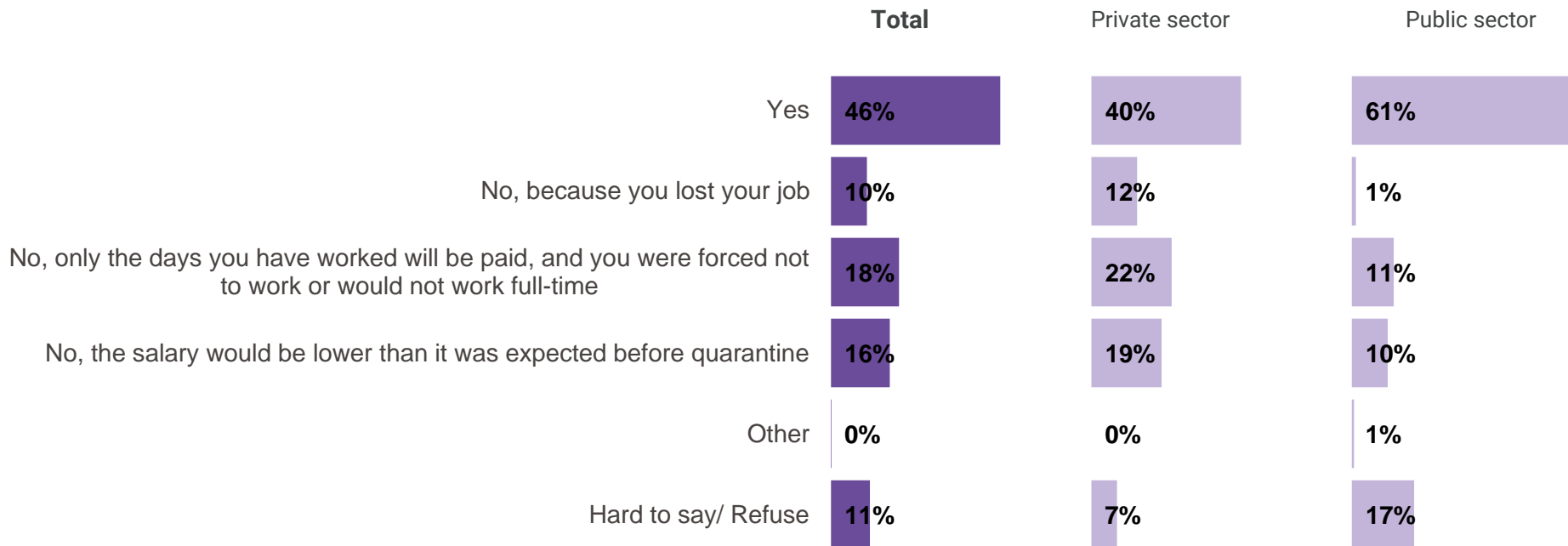
WILL YOU RECEIVE YOUR SALARY FOR MARCH IN FULL? (By region). Among those who worked at the beginning of quarantine, n=390

In rural area, the number of employees having the financial losses is not lower than in the cities



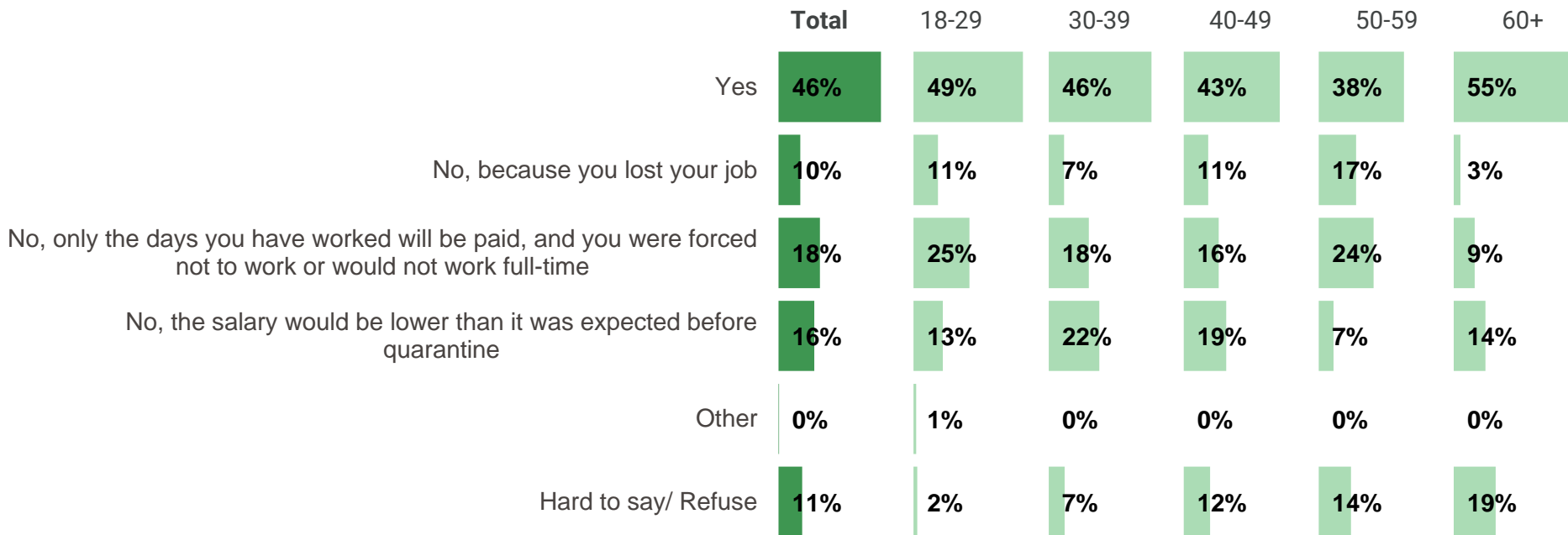
WILL YOU RECEIVE YOUR SALARY FOR MARCH IN FULL? (By type of settlement). Among those who worked at the beginning of quarantine, n=390

Public sector employees are more likely to receive full salaries than private-sector employees. As it was noted above, the first ones continue to work more often



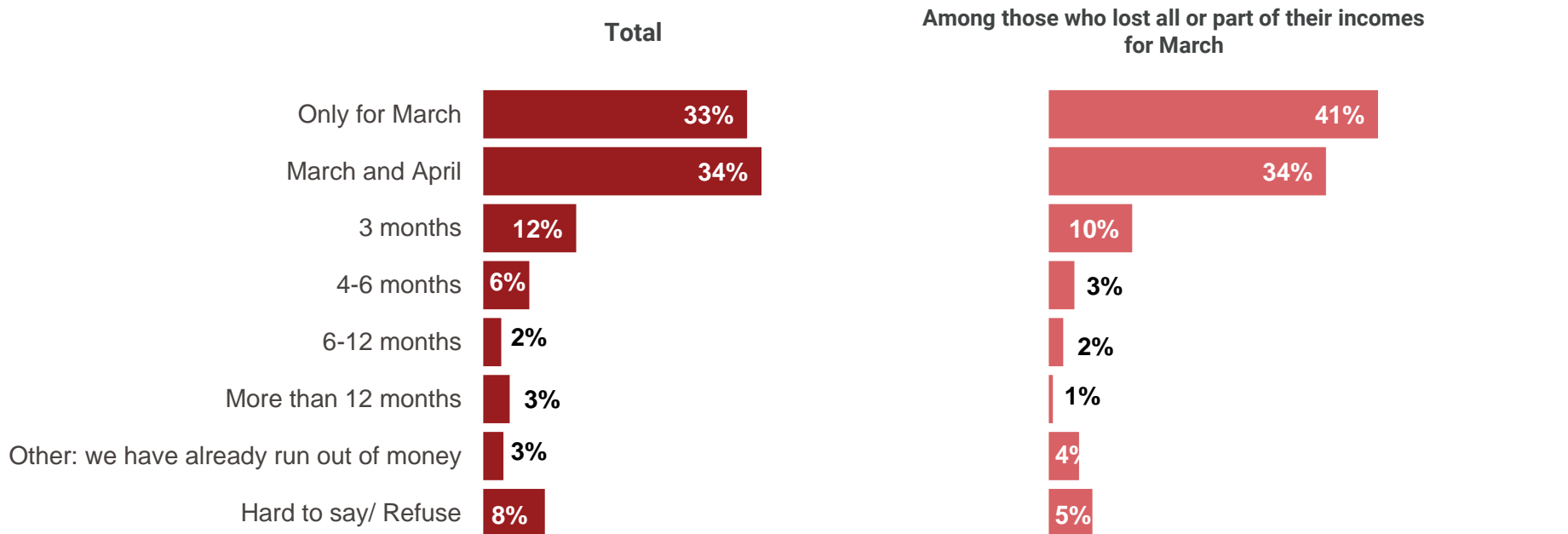
WILL YOU RECEIVE YOUR SALARY FOR MARCH IN FULL? (By place of employment). Among those who worked at the beginning of quarantine, n=390

The employees over 60 years old are most likely to receive the salary for March in full, probably because they most often work in the public sector



WILL YOU RECEIVE YOUR SALARY FOR MARCH IN FULL? (By age). Among those who worked at the beginning of quarantine, n=390

The majority of employed Ukrainians who lost their incomes in March would only have enough money for March and April

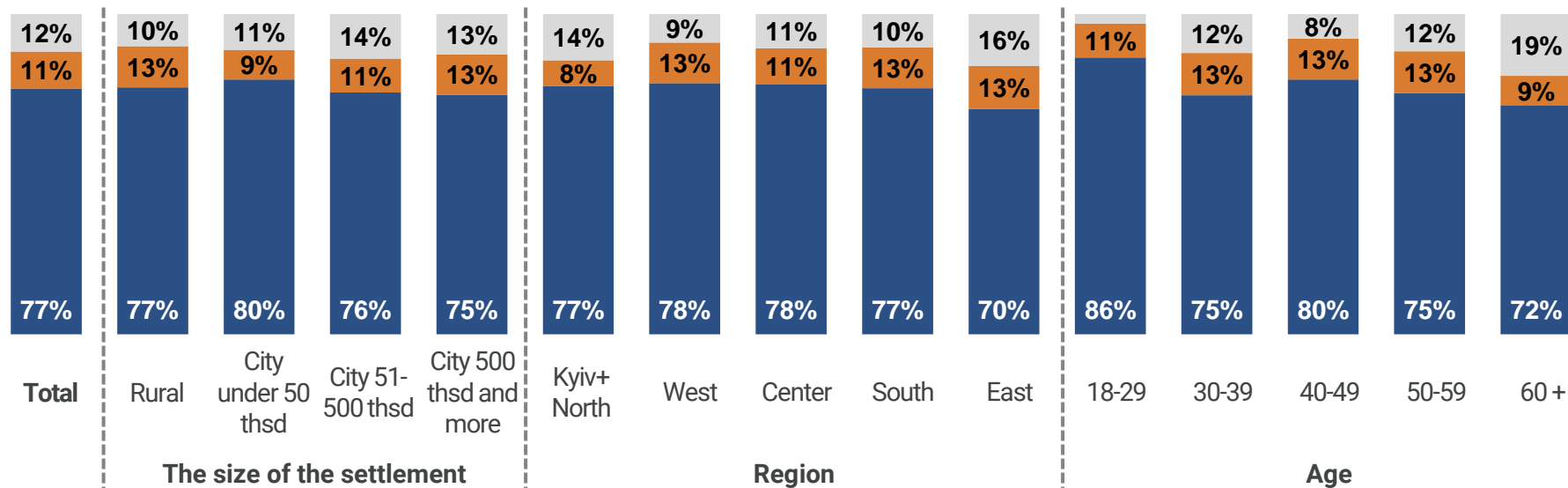


IF YOU STOP GETTING PAID, FOR HOW LONG YOUR HOUSEHOLD WOULD HAVE ENOUGH MONEY FOR FOOD AND OTHER NECESSARY EXPENSES?
Among those who worked at the beginning of quarantine, n=390

77% of Ukrainians will try to save money



- - More money should be spent (for example, on supply or big purchases) because they can be depreciated / it won't be possible to buy the right items
- - It is necessary to save money in case of economic crisis
- Hard to say/ Refuse



WHAT PATTERN OF BEHAVIOUR DO YOU MAINTAIN? n=809